


# 56-Bit and 24-Bit Digital I/O Boards for PCI Bus



OME-PIO-D24U shown larger than actual size.

## OME-PIO-D56U/ OME-PIO-D24U



- ✓ 24 Bi-Directional Digital I/O
- ✓ 16 Digital Inputs/16 Digital Outputs (OME-PIO-D24U only)
- ✓ Software Programmable I/O Ports
- ✓ Connects Directly to OME-DB-24 Series Daughter Boards
- ✓ 4 Interrupt Sources: PC0, PC1, PC2, PC3
- ✓ No Base Address or IRQ Switches to Set

The OME-PIO-D24U provides 24 TTL digital I/O lines. The OME-PIO-D24U consists of three 8-bit bi-directional ports. The 8-bit ports are named port A (PA), port B (PB) and port C (PC). All ports are configured as inputs upon power-up or reset.

The OME-PIO-D56U provides 24-bit bi-directional digital I/O, 16-bit digital inputs and 16-bit digital outputs.

The 24-bit bi-directional digital I/O uses one 37-pin D-sub connector (CON3). The 16-bit digital I/O uses two 20-pin headers (digital inputs on CON2 and digital outputs on CON1). The 20-pin digital I/O headers can be extended to the PC slot window by using the OME-ADP-20/PCI adaptor. The OME-PIO-D24U has one D-sub connector only. It can be installed in a 3.3V or 5V PCI bus and supports true "Plug & Play."


### CN3

PA_0	37	19	GND
PA_1	36	18	Vcc
PA_2	35	17	GND
PA_3	34	16	N.C.
PA_4	33	15	GND
PA_5	32	14	N.C.
PA_6	31	13	GND
PA_7	30	12	N.C.
PC_0	29	11	GND
PC_1	28	10	PB_0
PC_2	27	9	PB_1
PC_3	26	8	PB_2
PC_4	25	7	PB_3
PC_5	24	6	PB_4
PC_6	23	5	PB_5
PC_7	22	4	PB_6
GND	21	3	PB_7
Vcc	20	2	N.C.
		1	N.C.

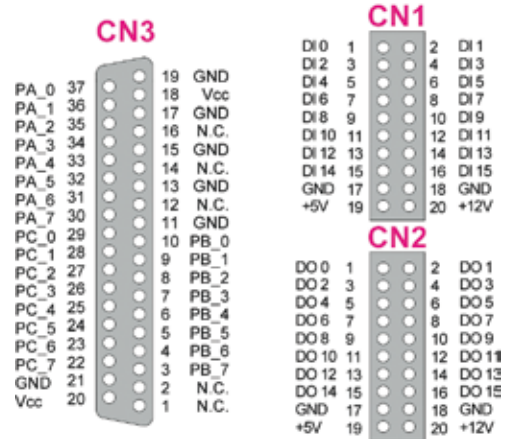
OME-PIO-D24U pinout

### Software Development Kit

All boards are supplied with a standard software development kit for Windows XP/VISTA 7. The software development kit includes dll files for programming in C, C++ or other high-level languages and OCX files for Visual Basic or Active X programming. LabView drivers are also included.



OME-PIO-D56U shown smaller than actual size.



OME-PIO-D56U pinout

## Specifications

PCI Bus Type: 3.3V/5V universal  
**ALL INPUTS AND OUTPUTS ARE TTL COMPATIBLE**  
 Logic High Voltage: 2.4V (min)  
 Logic Low Voltage: 0.8V (max)  
 24-Bit Output Port (CON3)  
 Sink Current: 64 mA (max)  
 Source Current: 32 mA (max)  
 16-Channel Output (CON1)  
 Sink Current: 64 mA (max)  
 Source Current: 0.4 mA (max)

Power: +5V @ 900 mA  
 Operating Temperature: 0 to 60°C (32 to 140°F)  
 Storage Temperature: -20 to 80°C (-4 to 176°F)  
 Humidity: 0 to 90% RH non-condensing  
 Dimensions: 105 H x 143 mm W (4.1 x 5.6")  
 Power Consumption: +5V @ 530 mA/420 mA



OMEGACARE<sup>SM</sup> extended warranty program is available for models shown on this page. Ask your sales representative for full details when placing an order. OMEGACARE<sup>SM</sup> covers parts, labor and equivalent loaners.

## To Order

Model No.	Description
OME-PIO-D56U	PCI bus 56-bit DIO board
OME-PIO-D24U	PCI bus 24-bit DIO board
OME-DB-24PD	24-channel isolated digital input board with 37-pin D-Sub connector
OME-DB-24RD/12	24-channel relay output board (12V) with 37-pin D-Sub connector
OME-DB-24PRD/12	24-channel power relay output board (12V) with 37-pin D-Sub connector
OME-DB-24SSR/D	24-channel solid state relay output board with 1.5 m (5') 37-pin D-Sub cable
OME-DB-24C/D	24-channel open collector output board with 1.5 m (5') 37-pin D-Sub cable

Comes complete with software and user's manual on CD-ROM.

Ordering Example: OME-PIO-D56U PCI bus 56-bit DIO board and OCW-1, OMEGACARE<sup>SM</sup> 2 year extended warranty for OME-PIO-D56U extends standard 1-year warranty to a total of 2 years.