

# About Conductivity

All aqueous solutions conduct electricity to some degree. The measure of a solution's ability to conduct electricity is called "conductance" and is the reciprocal of resistivity (resistance). Adding electrolytes such as salts, acids or bases to pure water increases conductance (and decreases resistivity).

A conductivity system measures conductance by means of electronics connected to a sensor immersed in a solution. The analyzer circuitry impresses an alternating voltage on the sensor and measures the size of the resulting signal, which is linearly related to the conductivity.

Because conductivity has a large temperature coefficient (as much as 4% per °C—see Fig. 1), an integral temperature sensor incorporated into its circuitry adjusts the reading to a standard temperature, usually 25°C (77°F).

Historically, the unit of conductivity measurement has been the "mho/cm" (a mho is the multiplicative inverse of an ohm).

A resistivity of 100 ohms x cm is equivalent to a conductivity of 1/100 mho/cm. The mho/cm unit of measurement is now being replaced in industry by an equal and interchangeable international unit called the "Siemen/cm." Conductivity is usually expressed in millionths of a Siemen, that is, in microSiemen/cm. Resistivity is still expressed in terms of Megohm (MΩ) x cm for high purity water – usually from 0.1 to 20 MΩ x cm.

## RESISTIVITY

In high purity water, with conductivity typically less than 1 microSiemen/cm, the measurement is referred to as "resistivity" with units being MΩ x cm. Pure water has a resistivity of about 18.3 Megohm x cm at 25°C. One consideration that must be made when measuring solutions is the temperature coefficient of the conductivity of the water itself. To compensate accurately, a second temperature sensor and compensation network must be used. Specific sensors and analyzers are recommended for measurement in high purity water.

## About Conductivity Sensors...

The contacting-type sensor usually consists of two electrodes, insulated from one another. The electrodes, typically 316 stainless-steel, titanium-palladium alloy or graphite, are specifically sized and spaced to provide a known "cell constant." Theoretically, a cell constant of 1.0 describes two electrodes, each being one square centimeter in area and spaced one centimeter apart (Fig. 3).

Cell constants must be matched to the analyzer for a given range of operation. For instance, if a sensor with a cell constant of 1.0 were used in pure water with a conductivity of 1 microSiemen/cm, the cell would have a resistance of 1,000,000 ohms. Conversely, the same cell in seawater might have a resistance of 30 ohms. Since the resistances are so different, it is difficult for ordinary instruments to accurately measure such extremes with only one cell constant.

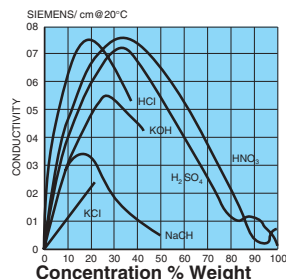


Figure 1  
Conductivity vs. Concentration

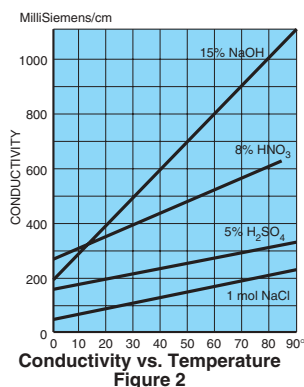
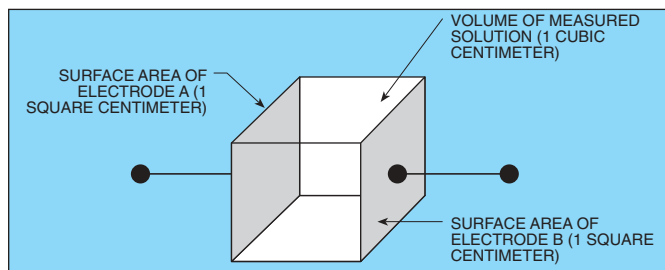


Figure 2  
Conductivity vs. Temperature

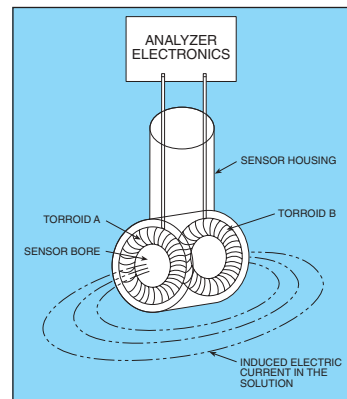
In measuring the 1 microSiemen/cm solution, the cell would be configured with large electrodes spaced a small distance apart. This results in a cell resistance of approximately 10,000 ohms, which can be measured quite accurately. Using cells with different constants, the measuring instrument can operate over the same range of cell



Theoretical Cell Constant of 1.0  
Figure 3

resistance for both ultra-pure water and high conductivity seawater. The electrodeless type of sensor operates by inducing an alternating current in a closed loop of solution and measuring its magnitude to determine conductivity (Fig. 4). The conductivity analyzer drives Torroid A, which induces the alternating current in the solution. This ac signal flows in a closed loop through the sensor bore and surrounding solution. Torroid B senses the magnitude of the induced current, which is proportional to the conductance of the solution. This signal is processed in the analyzer to display the corresponding reading.

Since the electrodeless sensor has no electrodes, common problems facing contacting-type sensors are eliminated. Polarization, oily fouling, process coating or non-conducting electrochemical plating do not affect the performance of electrodeless sensors until gross fouling occurs.



Electrodeless Sensor  
Figure 4

## TEMPERATURE COMPENSATION

Conductivity measuring system accuracy is only as good as its temperature compensation. Since common solution temperature coefficients vary on the order of 1-3% per °C, measuring instruments with adjustable temperature compensation should be utilized. Solution temperature coefficients are somewhat non-linear and usually vary with actual conductivity as well (Fig. 5). Thus, calibration at the actual measuring temperature will yield the best accuracy.

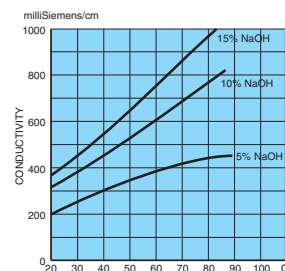


Figure 5  
Conductivity vs. Temperature for Different Concentrations

Reproduced with permission of Great Lakes Instruments.



#### UNITED STATES

[www.omega.com](http://www.omega.com)  
1-800-TC-OMEGA  
Stamford, CT.

#### CANADA

[www.omega.ca](http://www.omega.ca)  
Laval(Quebec)  
1-800-TC-OMEGA

#### GERMANY

[www.omega.de](http://www.omega.de)  
Deckenpfronn, Germany  
0800-8266342

#### UNITED KINGDOM

[www.omega.co.uk](http://www.omega.co.uk)  
Manchester, England  
0800-488-488

#### FRANCE

[www.omega.fr](http://www.omega.fr)  
Guyancourt, France  
088-466-342

#### CZECH REPUBLIC

[www.omegaeng.cz](http://www.omegaeng.cz)  
Karviná, Czech Republic  
596-311-899

#### BENELUX

[www.omega.nl](http://www.omega.nl)  
Amstelveen, NL  
0800-099-33-44



## More than 100,000 Products Available!

### • Temperature

Calibrators, Connectors, General Test and Measurement Instruments, Glass Bulb Thermometers, Handheld Instruments for Temperature Measurement, Ice Point References, Indicating Labels, Crayons, Cements and Lacquers, Infrared Temperature Measurement Instruments, Recorders Relative Humidity Measurement Instruments, RTD Probes, Elements and Assemblies, Temperature & Process Meters, Timers and Counters, Temperature and Process Controllers and Power Switching Devices, Thermistor Elements, Probes and Assemblies, Thermocouples Thermowells and Head and Well Assemblies, Transmitters, Wire

### • Flow and Level

Air Velocity Indicators, Doppler Flowmeters, Level Measurement, Magnetic Flowmeters, Mass Flowmeters, Pitot Tubes, Pumps, Rotameters, Turbine and Paddle Wheel Flowmeters, Ultrasonic Flowmeters, Valves, Variable Area Flowmeters, Vortex Shedding Flowmeters

### • pH and Conductivity

Conductivity Instrumentation, Dissolved Oxygen Instrumentation, Environmental Instrumentation, pH Electrodes and Instruments, Water and Soil Analysis Instrumentation

### • Data Acquisition

Auto-Dialers and Alarm Monitoring Systems, Communication Products and Converters, Data Acquisition and Analysis Software, Data Loggers Plug-in Cards, Signal Conditioners, USB, RS232, RS485 and Parallel Port Data Acquisition Systems, Wireless Transmitters and Receivers

### • Pressure, Strain and Force

Displacement Transducers, Dynamic Measurement Force Sensors, Instrumentation for Pressure and Strain Measurements, Load Cells, Pressure Gauges, Pressure Reference Section, Pressure Switches, Pressure Transducers, Proximity Transducers, Regulators, Strain Gages, Torque Transducers, Valves

### • Heaters

Band Heaters, Cartridge Heaters, Circulation Heaters, Comfort Heaters, Controllers, Meters and Switching Devices, Flexible Heaters, General Test and Measurement Instruments, Heater Hook-up Wire, Heating Cable Systems, Immersion Heaters, Process Air and Duct, Heaters, Radiant Heaters, Strip Heaters, Tubular Heaters