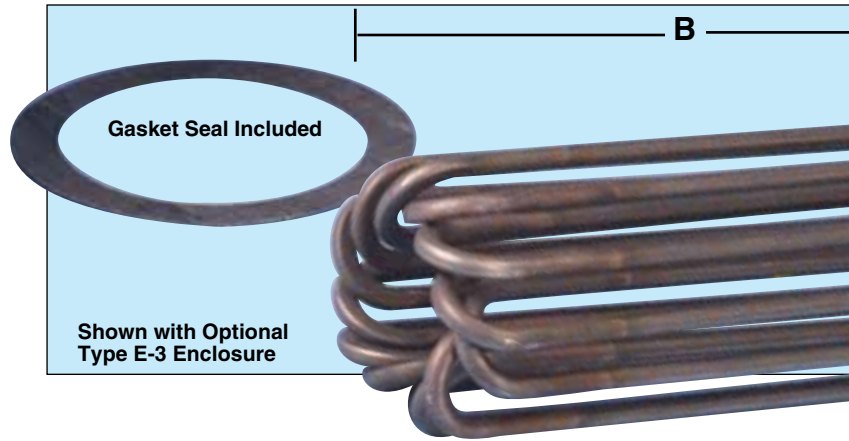



FLANGED IMMERSION HEATERS FOR PROCESS WATER

TMS Series

- ✓ Long Life Heating Elements with Stainless Steel (8% Nickel) Sheath
- ✓ For Very Weak Solutions or Industrial Process Water
- ✓ Zinc Coated Steel Flange
- ✓ 6 to 72 kW
- ✓ 240 and 480 V, 1 and 3 Phase



To Order

kW	Circ.	Dim. in. (cm) B	Wt. lb (kg)	E-1 General Purpose Encl. ¹		E-2 Moisture/ Explosion Res. Encl. ²	
				Model No.	Dim. in (cm) N	Model No.	Dim in (cm) N
3 Inch-150 Lb. Steel Flange, 3 Stainless Steel Elements — 45 W/in²							
6	1	18 ¹ / ₁₆ (46)	16 (7)	TMS-3065/240/*	1 (3)	TMS-3065E2/240/*	3/4 (2)
6	1	18 ¹ / ₁₆ (46)	16 (7)	TMS-3065/480/*	1 (3)	TMS-3065E2/480/*	3/4 (2)
9	1	25 ³ / ₁₆ (64)	17 (8)	TMS-3095/240/*	1 (3)	TMS-3095E2/240/*	3/4 (2)
9	1	25 ³ / ₁₆ (64)	17 (8)	TMS-3095/480/*	1 (3)	TMS-3095E2/480/*	3/4 (2)
12	1	33 ¹ / ₁₆ (84)	18 (8)	TMS-3125/240	1 ¹ / ₄ (3)	TMS-3125E2/240	1 (3)
12	1	33 ¹ / ₁₆ (84)	18 (8)	TMS-3125/240/3P	1 (3)	TMS-3125E2/240/3P	3/4 (2)
12	1	33 ¹ / ₁₆ (84)	18 (8)	TMS-3125/480/*	1 (3)	TMS-3125E2/480/*	3/4 (2)
15	1	40 ⁹ / ₁₆ (103)	20 (9)	TMS-3155/240	1 ¹ / ₄ (3)	TMS-3155E2/240	1 ¹ / ₄ (3)
15	1	40 ⁹ / ₁₆ (103)	20 (9)	TMS-3155/240/3P	1 (3)	TMS-3155E2/240/3P	3/4 (2)
15	1	40 ⁹ / ₁₆ (103)	20 (9)	TMS-3155/480/*	1 (3)	TMS-3155E2/480/*	3/4 (2)
18	1	48 ¹ / ₁₆ (122)	21 (10)	TMS-3185/240	1 ¹ / ₄ (3)	TMS-3185E2/240	1 ¹ / ₄ (3)
18	1	48 ¹ / ₁₆ (122)	21 (10)	TMS-3185/240/3P	1 (3)	TMS-3185E2/240/3P	3/4 (2)
18	1	48 ¹ / ₁₆ (122)	21 (10)	TMS-3185/480/*	1 (3)	TMS-3185E2/480/*	3/4 (2)

kW	Circ. & Ph.	Dim. in. (cm) B	Wt. lb (kg)	General Purpose Encl. ¹		Dim. in. (cm) N	E-3 Explosion Res. Encl. ²		Dim. in. (cm) N	E-4 Moisture Res. Encl. ¹	
				Model No.	Model No.		Model No.	Model No.			
5 Inch-150 Lb. Steel Flange, 6 Stainless Sheath Elements — 45 W/in²											
12	1-3	18 ¹ / ₁₆ (46)	30 (14)	TMS-6125/**/3P	1 (3)	TMS-6125E3/**/3P	1 ¹ / ₂ (4)	TMS-6125E4/**/3P	1 (3)	1 (3)	1 (3)
15	1-3	19 ³ / ₁₆ (50)	31 (14)	TMS-6155/**/3P	1 (3)	TMS-6155E3/**/3P	1 ¹ / ₂ (4)	TMS-6155E4/**/3P	1 (3)	1 (3)	1 (3)
18	1-3	25 ³ / ₁₆ (64)	33 (15)	TMS-6185/**/3P	1 (3)	TMS-6185E3/**/3P	1 ¹ / ₂ (4)	TMS-6185E4/**/3P	1 (3)	1 (3)	1 (3)
24	2-3	33 ¹ / ₁₆ (84)	37 (17)	TMS-62455/240/3P	1 (3)	TMS-6245E3/240/3P	1 ¹ / ₂ (4)	TMS-6245E4/240/3P	1 (3)	1 (3)	1 (3)
24	1-3	33 ¹ / ₁₆ (84)	37 (17)	TMS-6245/480/3P	1 (3)	TMS-6245E3/480/3P	1 ¹ / ₂ (4)	TMS-6245E4/480/3P	1 (3)	1 (3)	1 (3)
30	2-3	40 ⁹ / ₁₆ (103)	40 (18)	TMS-6305/**/3P	1 (3)	TMS-6305E3/**/3P	1 ¹ / ₂ (4)	TMS-6305E4/**/3P	1 (3)	1 (3)	1 (3)
40	2-3	52 ¹ / ₁₆ (132)	51 (23)	TMS-6405/**/3P	1 (3)	TMS-6405E3/**/3P	1 ¹ / ₂ (4)	TMS-6405E4/**/3P	1 (3)	1 (3)	1 (3)
50	2-3	65 ¹ / ₁₆ (165)	64 (29)	TMS-6505/**/3P	1 (3)	TMS-6505E3/**/3P	1 ¹ / ₂ (4)	TMS-6505E4/**/3P	1 (3)	1 (3)	1 (3)
60	2-3	78 ¹ / ₁₆ (198)	77 (35)	TMS-6605/**/3P	1 (3)	TMS-6605E3/**/3P	1 ¹ / ₂ (4)	TMS-6605E4/**/3P	1 (3)	1 (3)	1 (3)
6 Inch-150 Lb. steel Flange, 12 Copper Sheath Elements — 45 W/in²											
36	2-3	25 ¹ / ₈ (64)	67 (30)	TMS-1236/**/3P	1 (3)	TMS-1236E3/**/3P	1 ¹ / ₂ (4)	TMS-1236E4/**/3P	1 ¹ / ₂ (4)	1 ¹ / ₂ (4)	1 ¹ / ₂ (4)
48	2-3	33 (84)	76 (34)	TMS-1248/**/3P	1 †(3)	TMS-1248E3/**/3P	1 ¹ / ₂ (4)	TMS-1248E4/**/3P	1 ¹ / ₂ (4)	1 ¹ / ₂ (4)	1 ¹ / ₂ (4)
60	2-3	40 ¹ / ₂ (103)	84 (38)	TMS-1260/**/3P	1 †(3)	TMS-1260E3/**/3P	1 ¹ / ₂ (4)	TMS-1260E4/**/E4	1 ¹ / ₂ (4)	1 ¹ / ₂ (4)	1 ¹ / ₂ (4)
72	2-3	48 (122)	111 (50)	TMS-1272/**/3P	1 †(3)	TMS-1272E3/**/3P	1 ¹ / ₂ (4)	TMS-1272E4/**/3P	1 ¹ / ₂ (4)	1 ¹ / ₂ (4)	1 ¹ / ₂ (4)

/* Add the suffix "/3P" to the model number for 3 phase power.

** Designate voltage, i.e., "240" for 240 Vac or "480" for 480V.

†48, 60 and 72 kW 240 Vac units have 1¹/_{4"} N dim.

Note: Larger flange sizes and kW rating available. Please contact OMEGALUX for specific details.

¹ Heaters with General Purpose & Moisture Resistant Enclosures are

UL Listed and CSA Certified.


² Heaters with Explosion Resistant Enclosures are CSA NRTL/C

Certified and are not intended for use in hazardous areas. **Ordering Examples:** TMS-3065/240/3P, is a 6 kW heater powered by 3 phase 240 Vac.

TM-6125/240/3P, is a 12 kW heater powered by 3 phase 240 Vac.

FLANGED IMMERSION HEATERS FOR SOLUTION WATER

TMI Series



- ✓ Rugged 0.475" (1.2 cm) Diameter Incoloy® Sheath
- ✓ 6 to 72 kW
- ✓ 3 to 6" (7.6 to 15.2 cm) Flange Sizes Available
- ✓ For Weak Corrosive Solutions or Severe Hard Water
- ✓ Zinc Coated Steel Flange

To Order

kW	Circ.	Dimensions in. (cm) B	Wt. lb (kg)	E-1 General Purpose Encl. ¹		Dim. in (cm) N	E-2 Moisture/ Explosion Res. Encl. ²		Dim in (cm) N
				Model No.	Model No.				
3 Inch-150 Lb. Steel Flange, 3 Incoloy Sheath Elements — 45 W/in²									
6	1	18 ¹ / ₁₆ (46)	16 (7)	TMI-3065H/240/*	1 (3)	TMI-3065HE2/240/*	3/4 (2)		
6	1	18 ¹ / ₁₆ (46)	16 (7)	TMI-3065H/480/*	1 (3)	TMI-3065HE2/480/*	3/4 (2)		
9	1	25 ³ / ₁₆ (64)	17 (8)	TMI-3095H/240/*	1 (3)	TMI-3095HE2/240/*	3/4 (2)		
9	1	25 ³ / ₁₆ (64)	17 (8)	TMI-3095H/480/*	1 (3)	TMI-3095HE2/480/*	3/4 (2)		
12	1	33 ¹ / ₁₆ (84)	18 (8)	TMI-3125H/240	1 1/4 (3)	TMI-3125HE2/240	1 (3)		
12	1	33 ¹ / ₁₆ (84)	18 (8)	TMI-3125H/240/3P	1 (3)	TMI-3125HE2/240/3P	3/4 (2)		
12	1	33 ¹ / ₁₆ (84)	18 (8)	TMI-3125H/480/*	1 (3)	TMI-3125HE2/480/*	3/4 (2)		
15	1	40 ⁹ / ₁₆ (103)	20 (9)	TMI-3155H/240	1 1/4 (3)	TMI-3155HE2/240	1 1/4 (3)		
15	1	40 ⁹ / ₁₆ (103)	20 (9)	TMI-3155H/240/3P	1 (3)	TMI-3155HE2/240/3P	3/4 (2)		
15	1	40 ⁹ / ₁₆ (103)	20 (9)	TMI-3155H/480/*	1 (3)	TMI-3155HE2/480/*	3/4 (2)		
15	1	48 ¹ / ₁₆ (122)	21 (10)	TMI-3185H/240	1 1/4 (3)	TMI-3185HE2/240	1 1/4 (3)		
18	1	48 ¹ / ₁₆ (122)	21 (10)	TMI-3185H/240/3P	1 (3)	TMI-3185HE2/240/3P	3/4 (2)		
18	1	48 ¹ / ₁₆ (122)	21 (10)	TMI-3185H/480/*	1 (3)	TMI-3185HE2/480/*	3/4 (2)		

kW	Circ. & Ph.	Dim. in (cm) B	Wt lb (kg)	General Purpose Encl. ¹		Dim. in (cm) N	E-3 Explosion Res. Encl. ²		Dim. in (cm) N	E-4 Moisture Res. Encl. ¹	
				Model No.	Model No.		Model No.	Model No.			
5 Inch-150 Lb. Steel Flange, 6 Incoloy Sheath Elements — 45 W/in²											
12	1-3	18 ¹ / ₁₆ (46)	30 (14)	TMI-6125H/**/3P	1 (3)	TMI-6125HE3/**/3P	1 1/2 (4)	TMI-6125HE4/**/3P	1 (3)		
15	1-3	19 ¹ / ₁₆ (50)	31 (14)	TMI-6155H/**/3P	1 (3)	TMI-6155HE3/**/3P	1 1/2 (4)	TMI-6155HE4/**/3P	1 (3)		
18	1-3	25 ³ / ₁₆ (64)	33 (15)	TMI-6185H/**/3P	1 (3)	TMI-6185HE3/**/3P	1 1/2 (4)	TMI-6185HE4/**/3P	1 (3)		
24	2-3	33 ¹ / ₁₆ (84)	37 (17)	TMI-6245H/240/3P	1 (3)	TMI-6245HE3/240/3P	1 1/2 (4)	TMI-6245HE4/240/3P	1 (3)		
24	1-3	33 ¹ / ₁₆ (84)	37 (17)	TMI-6245H/480/3P	1 (3)	TMI-6245HE3/480/3P	1 1/2 (4)	TMI-6245HE4/480/3P	1 (3)		
30	2-3	40 ⁹ / ₁₆ (103)	40 (18)	TMI-6305H/**/3P	1 (3)	TMI-6305HE3/**/3P	1 1/2 (4)	TMI-6305HE4/**/3P	1 (3)		
40	2-3	52 ¹ / ₁₆ (132)	51 (23)	TMI-6405H/**/3P	1 (3)	TMI-6405HE3/**/3P	1 1/2 (4)	TMI-6405HE4/**/3P	1 (3)		
50	2-3	65 ¹ / ₁₆ (165)	64 (29)	TMI-6505H/**/3P	1 (3)	TMI-6505HE3/**/3P	1 1/2 (4)	TMI-6505HE4/**/3P	1 (3)		
15	2-3	78 ¹ / ₁₆ (198)	77 (35)	TMI-6605H/**/3P	1 (3)	TMI-6605HE3/**/3P	1 1/2 (4)	TMI-6605HE4/**/3P	1 (3)		
6 Inch-150 Lb. Steel Flange, 12 Incoloy Elements — 45 W/in²											
36	2-3	25 ¹ / ₈ (64)	67 (30)	TMI-1236H/**/3P	1 (3)	TMI-1236HE3/**/3P	1 1/2 (4)	TMI-1236HE4/**/3P	1 1/2 (4)		
48	2-3	33 (84)	76 (34)	TMI-1248H/**/3P	1 †(3)	TMI-1248HE3/**/3P	1 1/2 (4)	TMI-1248HE4/**/3P	1 1/2 (4)		
60	2-3	40 ¹ / ₂ (103)	84 (38)	TMI-1260H/**/3P	1 †(3)	TMI-1260HE3/**/3P	1 1/2 (4)	TMI-1260HE4/**/3P	1 1/2 (4)		
72	2-3	48 (122)	111 (50)	TMI-1272H/**/3P	1 †(3)	TMI-1272HE3/**/3P	1 1/2 (4)	TMI-1272HE4/**/3P	1 1/2 (4)		

* Add the suffix "/3P" to the model number for 3 phase power.
 /** Designate voltage, i.e., "240" for 240 Vac or "480" for 480V.
 †48,60 and 72 kW 240 Vac units have 1 1/2" N dim.

Note: Larger flange sizes and kW rating available.
 Please contact OMEGALUX for specific details.
¹ Heaters with General Purpose & Moisture Resistant Enclosures are UL Listed and CSA Certified.

² Heaters with Explosion Resistant Enclosures are CSA NRTL/C Certified and are not intended for use in hazardous areas.

Ordering Examples: TMI-3065H/240/3P, is a 6 kW heater powered by 3 phase 240 Vac.
 TMI-6125H/240/3P, is a 12 kW heater powered by 3 phase 240 Vac.