

1.2 cm (0.475") DIAMETER ROUND CROSS-SECTION

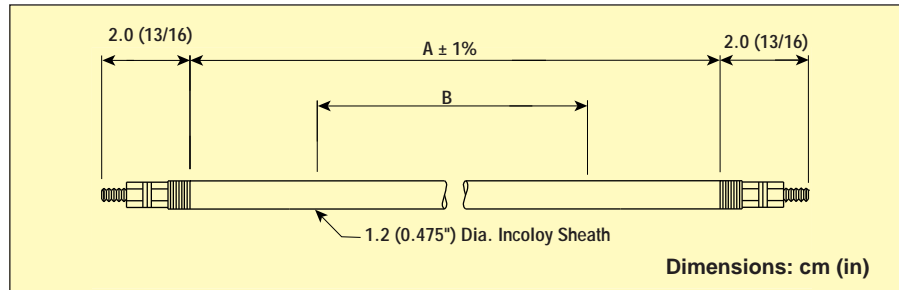
TRI-2845/120V, \$94,
shown smaller than actual size.



TRI Series
Starts at

\$79

- ✓ Incoloy® Sheath
- ✓ 450 to 4750 Watts
- ✓ 120 and 240 Volt
- ✓ 30 W/in²



 MOST POPULAR MODELS HIGHLIGHTED!

To Order (Specify Model Number)

Watts	Volts	W/in ²	Dimensions: cm (in)		INCOLOY Sheath		Weight Lb (kg)
			Sheath A	Heated B	Model No.	Price	
450	120	30	41 (16)	23 (9 ¹ / ₈)	TRI-1645/120V	\$79	0.5 (0.2)
540	120	30	46 (18)	28 (11 ¹ / ₈)	TRI-1845/120V	82	0.5 (0.2)
635	120	30	51 (20)	33 (13 ¹ / ₈)	TRI-2045/120V	84	0.5 (0.2)
750	120	30	58 (23)	41 (16 ¹ / ₈)	TRI-2345/120V	88	0.5 (0.2)
750	240	30	58 (23)	41 (16 ¹ / ₈)	TRI-2345/240V	88	0.5 (0.2)
825	240	30	64 (25)	46 (18 ¹ / ₈)	TRI-2545/240V	90	0.7 (0.3)
900	240	30	69 (27)	51 (20 ¹ / ₈)	TRI-2745/240V	93	0.9 (0.4)
1000	120	30	71 (28)	54 (21 ¹ / ₈)	TRI-2845/120V	94	1.0 (0.5)
1000	240	30	71 (28)	54 (21 ¹ / ₈)	TRI-2845/240V	94	1.0 (0.5)
1100	240	30	76 (30)	59 (23 ¹ / ₈)	TRI-3045/240V	97	1.0 (0.5)
1200	240	30	81 (32)	64 (25 ¹ / ₈)	TRI-3245/240V	99	1.1 (0.5)
1275	240	30	86 (34)	69 (27 ¹ / ₈)	TRI-3445/240V	102	1.1 (0.5)
1350	240	30	91 (36)	74 (29 ¹ / ₈)	TRI-3645/240V	104	1.2 (0.5)
1500	120	30	102 (40)	84 (33 ¹ / ₈)	TRI-4045/120V	109	1.3 (0.6)
1500	240	30	102 (40)	84 (33 ¹ / ₈)	TRI-4045/240V	109	1.3 (0.6)
1725	240	30	112 (44)	94 (37 ¹ / ₈)	TRI-4445/240V	114	1.4 (0.6)
1800	240	30	117 (46)	99 (39 ¹ / ₈)	TRI-4645/240V	120	1.6 (0.7)
1950	240	30	127 (50)	110 (43 ¹ / ₈)	TRI-5045/240V	127	1.8 (0.8)
2000	240	30	138 (54 ¹ / ₄)	120 (47 ³ / ₈)	TRI-5445/240V	134	1.8 (0.8)
2250	240	30	147 (58)	130 (51)	TRI-5845/240V	140	1.8 (0.8)
2500	120	30	152 (60)	135 (53)	TRI-6045/120V	144	1.8 (0.8)
2500	240	30	152 (60)	135 (53)	TRI-6045/240V	144	1.8 (0.8)
2750	240	30	168 (66)	150 (59)	TRI-6645/240V	154	1.8 (0.8)
3000	240	30	178 (70)	160 (63)	TRI-7045/240V	160	1.8 (0.8)
3125	240	30	188 (74)	170 (67)	TRI-7445/240V	167	1.8 (0.8)
3250	240	30	198 (78)	180 (71)	TRI-7845/240V	173	1.8 (0.8)
3500	240	30	216 (85)	198 (78)	TRI-8545/240V	185	2.3 (1.0)
4000	240	30	254 (100)	236 (93)	TRI-10045/240V	275	3.3 (1.5)
4500	240	30	274 (108)	257 (101)	TRI-10845/240V	275	3.3 (1.5)
4750	240	30	284 (112)	267 (105)	TRI-11245/240V	295	3.3 (1.5)

Ordering Examples: TRI-5045/240V, 1950 Watt, 240V Heater, \$127.

TRI-11245/240V, 4750 Watt, 240V Heater, \$295.

APPLICATIONS

Versatile tubular elements can be designed for use in most applications.

ADVANTAGES

The metal sheath isolates and protects the resistor wire from the environment. At the same time, it maximizes heat transfer capability to the work. Tubular elements can be bent to put the heat where it works best.

FEATURES

Type 4 Terminals: Standard. Integral parts of the element are of high strength to resist bending during tightening of the wiring connections. Type 4 is threaded extension of the cold pin. See terminal detail drawing in the Tubular Heater Overview section at omega.com/heaters.


Work Temperatures: See Tubular Heater Overview section at omega.com/heaters.

Bending: Customer's minimum inside bending radius is 1¹/₂". See bending requirements in the Tubular Heater Overview section at omega.com/heaters.

10.92 mm (0.430") DIAMETER ROUND CROSS-SECTION

TRI Series
Starts at
\$80

- ✓ Incoloy Sheath
- ✓ 400 to 4,500 Watts
- ✓ 120 and 240V
- ✓ 30 W/in²
- ✓ 871°C (1600°F) Max Sheath Temperature



TRI-1644/120V, \$80, shown smaller than actual size.

APPLICATIONS

Versatile tubular elements can be designed for use in most applications. See guidelines in the Tubular Heater Overview section on omega.com.

ADVANTAGES

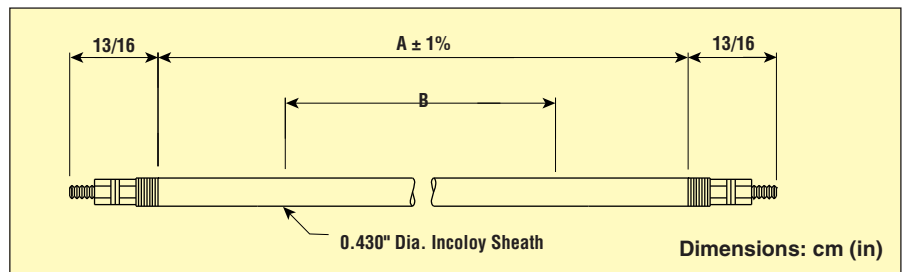
The metal sheath isolates and protects the resistor wire from the environment. At the same time it maximizes heat transfer capability to the work. Tubular elements can be bent to put the heat where it works best.

FEATURES

Type 4 Terminals: Standard. Integral parts of the element are of high strength to resist bending during tightening of the wiring connections. Type 4 is threaded extension of the cold pin. See terminal detail drawing in the Tubular Heater Overview section on omega.com.

Work Temperatures: See Tubular Heater Overview section on omega.com.

Bending: Customer's minimum inside bending radius is 1½". See bending requirements in the Tubular Heater Overview section on omega.com.



MOST POPULAR MODELS HIGHLIGHTED!

To Order (Specify Model Number)

Watts	Volts	W/in ²	Dimensions: cm (in)		INCOLOY Sheath		Weight (Lb.)
			Sheath A	Heated B	Model No.	Price	
400	120	30	41 (16)	23 (9½)	TRI-1644/120V	\$80	0.5
575	120	30	51 (20)	33 (13½)	TRI-2044/120V	84	0.5
900	240	30	71 (28)	56 (21½)	TRI-2844/240V	94	1
1100	240	30	81 (32)	64 (25½)	TRI-3244/240V	98	1.1
1300	240	30	91 (36)	74 (29½)	TRI-3644/240V	103	1.2
1400	240	30	102 (40)	84 (33½)	TRI-4044/240V	108	1.2
2000	240	30	137 (54)	120 (47½)	TRI-5444/240V	152	1.7
2300	240	30	152 (60)	135 (53)	TRI-6044/240V	162	1.7
2500	240	30	168 (66)	150 (59)	TRI-6644/240V	171	1.7
2700	240	30	178 (70)	160 (63)	TRI-7044/240V	178	1.7
3100	240	30	198 (78)	180 (71)	TRI-7844/240V	190	1.7
3400	240	30	216 (85)	198 (78)	TRI-8544/240V	201	2.2
4000	240	30	254 (100)	236 (93)	TRI-10044/240V	266	3.2
4300	240	30	274 (108)	257 (101)	TRI-10844/240V	278	3.2
4500	240	30	284 (112)	267 (105)	TRI-11244/240V	284	3.2

Ordering Example: TRI-7844/240V is a 3100 Watt, 240V heater, \$190


8 mm (0.315") DIAMETER ROUND CROSS-SECTION



TRI-3448/120V, \$66,
shown smaller than actual size.

TRI Series
Starts at
\$43

- ✓ Incoloy Sheath
- ✓ 275 to 1450 Watts
- ✓ 120, 240 and 480V
- ✓ 30 W/in²
- ✓ 871°C (1600°F) Max Sheath Temperature



MOST POPULAR MODELS HIGHLIGHTED!

To Order (Specify Model Number)

Watts	Volts	W/in ²	Dimensions: cm (in)		INCOLOY Sheath		Weight (Lb.)
			Sheath A	Heated B	Model No.	Price	
275	120	30	41 (16)	23 (9¼)	TRI-1648/120V	\$45	0.4
350	120	30	46 (18)	29 (11¼)	TRI-1848/120V	48	0.4
400	120	30	51 (20)	34 (13¼)	TRI-2048/120V	50	0.4
500	120	30	56 (22)	39 (15¼)	TRI-2248/120V	52	0.5
650	120	30	64 (25)	46 (18¼)	TRI-2548/120V	56	0.6
650	240	30	64 (25)	46 (18¼)	TRI-2548/240V	56	0.6
700	120	30	69 (27)	51 (20¼)	TRI-2748/120V	58	0.7
700	240	30	69 (27)	51 (20¼)	TRI-2748/240V	58	0.7
625	120	30	71 (28)	54 (21¼)	TRI-2848/120V	59	0.8
625	240	30	71 (28)	54 (21¼)	TRI-2848/240V	59	0.8
800	120	30	76 (30)	59 (23¼)	TRI-3048/120V	62	0.8
800	240	30	76 (30)	59 (23¼)	TRI-3048/240V	62	0.8
750	120	30	81 (32)	64 (25¼)	TRI-3248/120V	64	0.8
750	240	30	81 (32)	64 (25¼)	TRI-3248/240V	64	0.8
900	120	30	86 (34)	69 (27¼)	TRI-3448/120V	66	0.8
900	240	30	86 (34)	69 (27¼)	TRI-3448/240V	66	0.8
850	120	30	91 (36)	74 (29¼)	TRI-3648/120V	68	0.8
850	240	30	91 (36)	74 (29¼)	TRI-3648/240V	68	0.8
1050	120	30	97 (38)	79 (31¼)	TRI-3848/120V	71	0.9
1050	240	30	97 (38)	79 (31¼)	TRI-3848/240V	71	0.9
975	120	30	102 (40)	84 (33¼)	TRI-4048/120V	73	1
975	240	30	102 (40)	84 (33¼)	TRI-4048/240V	73	1
1200	120	30	107 (42)	90 (35¼)	TRI-4248/120V	75	1
1200	240	30	107 (42)	90 (35¼)	TRI-4248/240V	75	1
1250	120	30	112 (44)	95 (37¼)	TRI-4448/120V	78	1
1250	240	30	112 (44)	95 (37¼)	TRI-4448/240V	78	1
1150	120	30	117 (46)	100 (39¼)	TRI-4648/120V	88	1
1150	240	30	117 (46)	100 (39¼)	TRI-4648/240V	88	1
1150	480	30	117 (46)	100 (39¼)	TRI-4648/480V	88	1
1350	120	30	122 (48)	105 (41¼)	TRI-4848/120V	92	1.1
1350	240	30	122 (48)	105 (41¼)	TRI-4848/240V	92	1.1
1450	120	30	127 (50)	110 (43¼)	TRI-5048/120V	95	1.2
1450	240	30	127 (50)	110 (43¼)	TRI-5048/240V	95	1.2
1325	120	30	132 (52)	115 (45¼)	TRI-5248/120V	98	1.3
1325	240	30	132 (52)	115 (45¼)	TRI-5248/240V	98	1.3
1325	480	30	132 (52)	115 (45¼)	TRI-5248/480V	98	1.3

Ordering Example: TRI-3848/240V is a 1050 Watt, 240V heater, \$71.

APPLICATIONS

Versatile tubular elements can be designed for use in most applications. See guidelines in the Tubular Heater Overview section on omega.com.

ADVANTAGES

The metal sheath isolates and protects the resistor wire from the environment. At the same time it maximizes heat transfer capability to the work. Tubular elements can be bent to put the heat where it works best.

FEATURES

Type 3 Terminals: Heliarc-welded to the cold pin. See terminal detail drawing in the Tubular Heater Overview section on omega.com.

Work Temperatures: See Tubular Heater Overview section on omega.com.

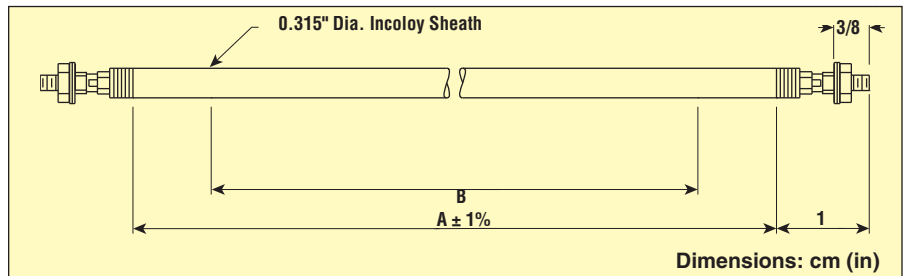
Bending: Customer's minimum inside bending radius is 1½". See bending requirements in the Tubular Heater Overview section on omega.com.

8 mm (0.315") DIAMETER ROUND CROSS-SECTION

TRI-5848/120V, \$108,
shown smaller than actual size.



TRI Series
Starts at
\$102



- ✓ Incoloy Sheath
- ✓ 1550 to 3150 Watts
- ✓ 120, 240 and 480V
- ✓ 30 W/in²
- ✓ 871°C (1600°F) Max Sheath Temperature

APPLICATIONS

Versatile tubular elements can be designed for use in most applications. See guidelines in the Tubular Heater Overview section on omega.com.

ADVANTAGES

The metal sheath isolates and protects the resistor wire from the environment. At the same time it maximizes heat transfer capability to the work. Tubular elements can be bent to put the heat where it works best.

FEATURES

Type 3 Terminals: Heliarc-welded to the cold pin. See terminal detail drawing in the Tubular Heater Overview section on omega.com.

Work Temperatures: See Tubular Heater Overview section on omega.com.

Bending: Customer's minimum inside bending radius is 1 1/8". See bending requirements in the Tubular Heater Overview section on omega.com.

MOST POPULAR MODELS HIGHLIGHTED!

To Order (Specify Model Number)

Watts	Volts	W/in ²	Dimensions: cm(in)		INCOLOY Sheath		Weight (Lb.)
			Sheath A	Heated B	Model No.	Price	
1550	120	30	137 (54)	120 (47 1/4)	TRI-5448/120V	\$102	1.3
1550	240	30	137 (54)	120 (47 1/4)	TRI-5448/240V	102	1.3
1500	120	30	147 (58)	130 (51 1/4)	TRI-5848/120V	108	1.3
1500	240	30	147 (58)	130 (51 1/4)	TRI-5848/240V	108	1.3
1500	480	30	147 (58)	130 (51 1/4)	TRI-5848/480V	108	1.3
1850	120	30	157 (62)	140 (55 1/4)	TRI-6248/120V	114	1.3
1850	240	30	157 (62)	140 (55 1/4)	TRI-6248/240V	114	1.3
1675	120	30	163 (64)	145 (57 1/4)	TRI-6448/120V	117	1.3
1675	240	30	163 (64)	145 (57 1/4)	TRI-6448/240V	117	1.3
1675	480	30	163 (64)	145 (57 1/4)	TRI-6448/480V	117	1.3
1950	120	30	168 (66)	150 (59 1/4)	TRI-6648/120V	121	1.3
1950	240	30	168 (66)	150 (59 1/4)	TRI-6648/240V	121	1.3
1850	120	30	178 (70)	161 (63 1/4)	TRI-7048/120V	127	1.3
1850	240	30	178 (70)	161 (63 1/4)	TRI-7048/240V	127	1.3
1850	480	30	178 (70)	161 (63 1/4)	TRI-7048/480V	127	1.3
2250	240	30	188 (74)	163 (67 1/4)	TRI-7448/240V	133	1.5
2025	120	30	193 (76)	176 (69 1/4)	TRI-7648/120V	136	1.5
2025	240	30	193 (76)	176 (69 1/4)	TRI-7648/240V	136	1.5
2025	480	30	193 (76)	176 (69 1/4)	TRI-7648/480V	136	1.5
2350	240	30	198 (78)	181 (71 1/4)	TRI-7848/240V	140	1.5
2200	120	30	208 (82)	191 (75 1/4)	TRI-8248/120V	146	1.8
2200	240	30	208 (82)	191 (75 1/4)	TRI-8248/240V	146	1.8
2200	480	30	208 (82)	191 (75 1/4)	TRI-8248/480V	146	1.8
2600	240	30	218 (86)	201 (79 1/4)	TRI-8648/240V	152	1.8
2375	240	30	224 (88)	206 (81 1/4)	TRI-8848/240V	176	1.8
2375	480	30	224 (88)	206 (81 1/4)	TRI-8848/480V	176	1.8
2750	240	30	229 (90)	211 (83 1/4)	TRI-9048/240V	179	1.8
2550	240	30	239 (94)	222 (87 1/4)	TRI-9448/240V	185	1.8
2550	480	30	239 (94)	222 (87 1/4)	TRI-9448/480V	185	1.8
3000	240	30	249 (98)	232 (91 1/4)	TRI-9848/240V	191	2
2700	240	30	254 (100)	237 (93 1/4)	TRI-10048/240V	194	2
2700	480	30	254 (100)	237 (93 1/4)	TRI-10048/480V	194	2
3150	240	30	259 (102)	242 (95 1/4)	TRI-10248/240V	197	2
2875	240	30	269 (106)	252 (99 1/4)	TRI-10648/240V	203	2.3
2875	480	30	269 (106)	252 (99 1/4)	TRI-10648/480V	203	2.3
3050	240	30	284 (112)	267 (105 1/4)	TRI-11248/240V	212	2.5
3050	480	30	284 (112)	267 (105 1/4)	TRI-11248/480V	212	2.5

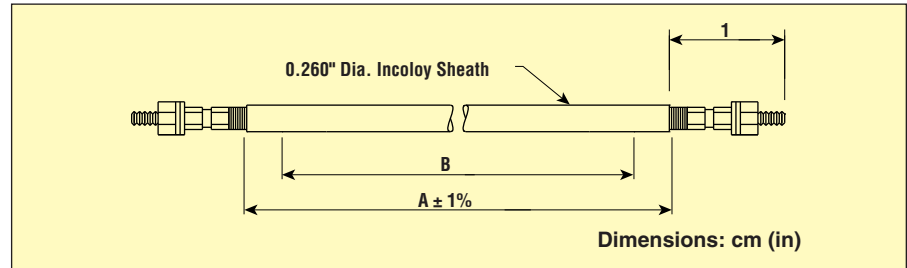
Ordering Example: TRI-7648/240V is a 2025 Watt, 240V heater, \$136.

6.6 mm (0.260") DIAMETER ROUND CROSS-SECTION

TRI3216/120V, \$62, shown smaller than actual size.



TRI Series Starts at
\$39



- ✓ Incoloy Sheath
- ✓ 175 to 2500 Watts
- ✓ 120 and 240V
- ✓ 30 W/in²
- ✓ 871°C (1600°F) Max Sheath Temperature

APPLICATIONS

Versatile tubular elements can be designed for use in most applications. See guidelines in the Tubular Heater Overview section on omega.com.

ADVANTAGES

The metal sheath isolates and protects the resistor wire from the environment. At the same time it maximizes heat transfer capability to the work. Tubular elements can be bent to put the heat where it works best.

FEATURES

Type 28 Terminals: Heliarc-welded to the cold pin. See terminal detail drawing in the Tubular Heater Overview section on omega.com.

Work Temperatures: See Tubular Heater Overview section on omega.com.

Bending: Customer's minimum inside bending radius is 1⁵/₁₆". See bending requirements in the Tubular Heater Overview section on omega.com.

MOST POPULAR MODELS HIGHLIGHTED!

To Order (Specify Model Number)

Watts	Volts	W/in ²	Dimensions: cm (in)		INCOLOY Sheath		Weight (Lb.)
			Sheath A	Heated B	Model No.	Price	
175	120	30	30 (12)	19 (7½)	TRI-1216/120V	\$39	0.2
270	120	30	41 (16)	29 (11½)	TRI-1616/120V	43	0.3
360	120	30	51 (20)	39 (15½)	TRI-2016/120V	48	0.3
360	240	30	51 (20)	39 (15½)	TRI-2016/240V	48	0.3
450	120	30	61 (24)	50 (19½)	TRI-2416/120V	52	0.3
450	240	30	61 (24)	50 (19½)	TRI-2416/240V	52	0.3
550	120	30	71 (28)	60 (23½)	TRI-2816/120V	57	0.5
550	240	30	71 (28)	60 (23½)	TRI-2816/240V	57	0.5
650	120	30	81 (32)	70 (27½)	TRI-3216/120V	62	0.6
650	240	30	81 (32)	70 (27½)	TRI-3216/240V	62	0.6
725	120	30	91 (36)	80 (31½)	TRI-3616/120V	66	0.6
725	240	30	91 (36)	80 (31½)	TRI-3616/240V	66	0.6
825	120	30	102 (40)	90 (35½)	TRI-4016/120V	71	0.7
825	240	30	102 (40)	90 (35½)	TRI-4016/240V	71	0.7
975	120	30	117 (46)	105 (41½)	TRI-4616/120V	92	0.7
975	240	30	117 (46)	105 (41½)	TRI-4616/240V	92	0.7
1100	120	30	132 (52)	121 (47½)	TRI-5216/120V	102	0.9
1100	240	30	132 (52)	121 (47½)	TRI-5216/240V	102	0.9
1250	120	30	147 (58)	136 (53½)	TRI-5816/120V	111	0.9
1250	240	30	147 (58)	136 (53½)	TRI-5816/240V	111	0.9
1400	120	30	163 (64)	151 (59½)	TRI-6416/120V	121	0.9
1400	240	30	163 (64)	151 (59½)	TRI-6416/240V	121	0.9
1525	120	30	178 (70)	166 (65½)	TRI-7016/120V	130	0.9
1525	240	30	178 (70)	166 (65½)	TRI-7016/240V	130	0.9
1650	120	30	193 (76)	182 (71½)	TRI-7616/120V	140	0.9
1650	240	30	193 (76)	182 (71½)	TRI-7616/240V	140	0.9
1800	120	30	208 (82)	197 (77½)	TRI-8216/120V	149	1.3
1800	240	30	208 (82)	197 (77½)	TRI-8216/240V	149	1.3
1950	120	30	224 (88)	212 (83½)	TRI-8816/120V	176	1.3
1950	240	30	224 (88)	212 (83½)	TRI-8816/240V	176	1.3
2100	240	30	239 (94)	227 (89½)	TRI-9416/240V	185	1.3
2200	240	30	225 (100)	243 (95½)	TRI-10016/240V	194	1.7
2350	240	30	269 (106)	258 (101½)	TRI-10616/240V	203	1.7
2500	240	30	284 (112)	273 (107½)	TRI-11216/240V	212	1.7

Ordering Example: TRI-4016/240V is a 825 Watt, 240V heater, \$71.

6.25 mm (0.246") DIAMETER ROUND CROSS-SECTION

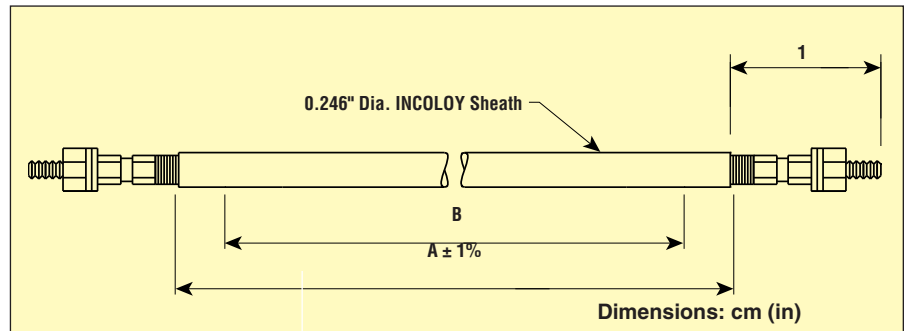


TRI Series
Starts at

\$39

- ✓ Incoloy Sheath
- ✓ 165 to 2365 Watts
- ✓ 120 and 240V
- ✓ 30 W/in²
- ✓ 871°C (1600°F) Max Sheath Temperature

TRI-5212/120V, \$102,
shown smaller than actual size.



MOST POPULAR MODELS HIGHLIGHTED!

APPLICATIONS

Versatile tubular elements can be designed for use in most applications. See guidelines in the Tubular Heater Overview section on omega.com.

ADVANTAGES

The metal sheath isolates and protects the resistor wire from the environment. At the same time it maximizes heat transfer capability to the work. Tubular elements can be bent to put the heat where it works best.

FEATURES

Small Diameter Tubular

Elements: Most easily bent to conform to work surfaces and to "pack" heat into confined spaces. Because of the small cross-section, these tubulars also heat up and cool rapidly.

Type 28 Terminals: Heliarc-welded to the cold pin. See terminal detail drawing in the Tubular Heater Overview section on omega.com.

Work Temperatures: See Tubular Heater Overview section on omega.com.

Bending: Customer's minimum inside bending radius is ¾". See bending requirements in the Tubular Heater Overview section on omega.com.

To Order (Specify Model Number)

Watts	Volts	W/in ²	Dimensions: cm (in)		INCOLOY Sheath		Weight (Lb.)
			Sheath A	Heated B	Model No.	Price	
165	120	30	30 (12)	19 (7½)	TRI-1212/120V	\$39	0.2
255	120	30	41 (16)	29 (11½)	TRI-1612/120V	43	0.3
340	120	30	51 (20)	39 (15½)	TRI-2012/120V	48	0.3
340	240	30	51 (20)	39 (15½)	TRI-2012/240V	48	0.3
430	120	30	61 (24)	50 (19½)	TRI-2412/120V	52	0.3
430	240	30	61 (24)	50 (19½)	TRI-2412/240V	52	0.3
515	120	30	71 (28)	60 (23½)	TRI-2812/120V	57	0.5
515	240	30	71 (28)	60 (23½)	TRI-2812/240V	57	0.5
605	120	30	81 (32)	70 (27½)	TRI-3212/120V	62	0.5
605	240	30	81 (32)	70 (27½)	TRI-3212/240V	62	0.5
690	120	30	91 (36)	80 (31½)	TRI-3612/120V	66	0.5
690	240	30	91 (36)	80 (31½)	TRI-3612/240V	66	0.5
780	120	30	102 (40)	90 (35½)	TRI-4012/120V	71	0.7
780	240	30	102 (40)	90 (35½)	TRI-4012/240V	71	0.7
910	120	30	117 (46)	105 (41½)	TRI-4612/120V	92	0.7
910	240	30	117 (46)	105 (41½)	TRI-4612/240V	92	0.7
1045	120	30	132 (52)	121 (47½)	TRI-5212/120V	102	0.9
1045	240	30	132 (52)	121 (47½)	TRI-5212/240V	102	0.9
1175	120	30	147 (58)	136 (53½)	TRI-5812/120V	111	0.9
1175	240	30	147 (58)	136 (53½)	TRI-5812/240V	111	0.9
1310	120	30	163 (64)	151 (59½)	TRI-6412/120V	121	0.9
1310	240	30	163 (64)	151 (59½)	TRI-6412/240V	121	0.9
1440	120	30	178 (70)	166 (65½)	TRI-7012/120V	130	0.9
1440	240	30	178 (70)	166 (65½)	TRI-7012/240V	130	0.9
1570	120	30	193 (76)	182 (71½)	TRI-7612/120V	140	0.9
1570	240	30	193 (76)	182 (71½)	TRI-7612/240V	140	0.9
1700	120	30	208 (82)	197 (77½)	TRI-8212/120V	149	1.2
1700	240	30	208 (82)	197 (77½)	TRI-8212/240V	149	1.2
1835	120	30	224 (88)	212 (83½)	TRI-8812/120V	176	1.2
1835	240	30	224 (88)	212 (83½)	TRI-8812/240V	176	1.2
1965	240	30	239 (94)	227 (89½)	TRI-9412/240V	185	1.2
2100	240	30	225 (100)	243 (95½)	TRI-10012/240V	194	1.7
2230	240	30	269 (106)	258 (101½)	TRI-10612/240V	203	1.7
2365	240	30	284 (112)	273 (107½)	TRI-11212/240V	212	1.7

Ordering Example: TRI-5812/240V is a 1175 Watt, 240V heater, \$111.



UNITED STATES

www.omega.com
1-800-TC-OMEGA
Stamford, CT.

CANADA

www.omega.ca
Laval(Quebec)
1-800-TC-OMEGA

GERMANY

www.omega.de
Deckenpfronn, Germany
0800-8266342

UNITED KINGDOM

www.omega.co.uk
Manchester, England
0800-488-488

FRANCE

www.omega.fr
Guyancourt, France
088-466-342

CZECH REPUBLIC

www.omegaeng.cz
Karviná, Czech Republic
596-311-899

BENELUX

www.omega.nl
Amstelveen, NL
0800-099-33-44



More than 100,000 Products Available!

• Temperature

Calibrators, Connectors, General Test and Measurement Instruments, Glass Bulb Thermometers, Handheld Instruments for Temperature Measurement, Ice Point References, Indicating Labels, Crayons, Cements and Lacquers, Infrared Temperature Measurement Instruments, Recorders Relative Humidity Measurement Instruments, RTD Probes, Elements and Assemblies, Temperature & Process Meters, Timers and Counters, Temperature and Process Controllers and Power Switching Devices, Thermistor Elements, Probes and Assemblies, Thermocouples Thermowells and Head and Well Assemblies, Transmitters, Wire

• Flow and Level

Air Velocity Indicators, Doppler Flowmeters, Level Measurement, Magnetic Flowmeters, Mass Flowmeters, Pitot Tubes, Pumps, Rotameters, Turbine and Paddle Wheel Flowmeters, Ultrasonic Flowmeters, Valves, Variable Area Flowmeters, Vortex Shedding Flowmeters

• pH and Conductivity

Conductivity Instrumentation, Dissolved Oxygen Instrumentation, Environmental Instrumentation, pH Electrodes and Instruments, Water and Soil Analysis Instrumentation

• Data Acquisition

Auto-Dialers and Alarm Monitoring Systems, Communication Products and Converters, Data Acquisition and Analysis Software, Data Loggers Plug-in Cards, Signal Conditioners, USB, RS232, RS485 and Parallel Port Data Acquisition Systems, Wireless Transmitters and Receivers

• Pressure, Strain and Force

Displacement Transducers, Dynamic Measurement Force Sensors, Instrumentation for Pressure and Strain Measurements, Load Cells, Pressure Gauges, Pressure Reference Section, Pressure Switches, Pressure Transducers, Proximity Transducers, Regulators, Strain Gages, Torque Transducers, Valves

• Heaters

Band Heaters, Cartridge Heaters, Circulation Heaters, Comfort Heaters, Controllers, Meters and Switching Devices, Flexible Heaters, General Test and Measurement Instruments, Heater Hook-up Wire, Heating Cable Systems, Immersion Heaters, Process Air and Duct, Heaters, Radiant Heaters, Strip Heaters, Tubular Heaters