







DUAL-GRID STRAIN GAGES

FOR MONITORING BENDING STRAINS

To Order									
	MODEL NO.	NOM. RESISTANCE (Ω)	DIMENSIONS mm (inch)				MAX V* (Vrms)	TERM	COMP
			GRID		CARRIER				
			A	B	C	D			
Shown actual size, 5.5 mm 	SGD-2/350-DY11	350	2.00 (0.079)	2.00 (0.079)	5.50 (0.217)	5.90 (0.232)	6.5	L	ST
	SGD-2/350-DY13	350	2.00 (0.079)	2.00 (0.079)	5.50 (0.217)	5.90 (0.232)	9.5	L	AL
	SGD-2/350-DY41	350	2.00 (0.079)	2.00 (0.079)	5.50 (0.217)	5.90 (0.232)	6.5	SP	ST
	SGD-2/350-DY43	350	2.00 (0.079)	2.00 (0.079)	5.50 (0.217)	5.90 (0.232)	9.5	SP	AL
Shown actual size, 7.5 mm 	SGD-2/1000-DY11	1000	2.10 (0.083)	2.70 (0.106)	7.50 (0.295)	8.00 (0.315)	13	L	ST
	SGD-2/1000-DY13	1000	2.10 (0.083)	2.70 (0.106)	7.50 (0.295)	8.00 (0.315)	18	L	AL
	SGD-2/1000-DY41	1000	2.10 (0.083)	2.70 (0.106)	7.50 (0.295)	8.00 (0.315)	13	SP	ST
	SGD-2/1000-DY43	1000	2.10 (0.083)	2.70 (0.106)	7.50 (0.295)	8.00 (0.315)	18	SP	AL
Shown actual size, 6 mm 	SGD-3/350-DY11	350	3.00 (0.118)	1.60 (0.063)	6.00 (0.236)	4.10 (0.161)	7.5	L	ST
	SGD-3/350-DY13	350	3.00 (0.118)	1.60 (0.063)	6.00 (0.236)	4.10 (0.161)	10	L	AL
	SGD-3/350-DY41	350	3.00 (0.118)	1.60 (0.063)	6.00 (0.236)	4.10 (0.161)	7.5	SP	ST
	SGD-3/350-DY43	350	3.00 (0.118)	1.60 (0.063)	6.00 (0.236)	4.10 (0.161)	10	SP	AL
Shown actual size, 7.4 mm 	SGD-3/1000-DY11	1000	3.00 (0.118)	3.40 (0.134)	7.40 (0.291)	8.90 (0.350)	17	L	ST
	SGD-3/1000-DY13	1000	3.00 (0.118)	3.40 (0.134)	7.40 (0.291)	8.90 (0.350)	25	L	AL
	SGD-3/1000-DY41	1000	3.00 (0.118)	3.40 (0.134)	7.40 (0.291)	8.90 (0.350)	17	SP	ST
	SGD-3/1000-DY43	1000	3.00 (0.118)	3.40 (0.134)	7.40 (0.291)	8.90 (0.350)	25	SP	AL
Shown actual size, 11.8 mm 	SGD-7/1000-DY11	1000	7.00 (0.276)	3.60 (0.142)	11.80 (0.465)	9.70 (0.382)	27	L	ST
	SGD-7/1000-DY13	1000	7.00 (0.276)	3.60 (0.142)	11.80 (0.465)	9.70 (0.382)	40	L	AL
	SGD-7/1000-DY41	1000	7.00 (0.276)	3.60 (0.142)	11.80 (0.465)	9.70 (0.382)	27	SP	ST
	SGD-7/1000-DY43	1000	7.00 (0.276)	3.60 (0.142)	11.80 (0.465)	9.70 (0.382)	40	SP	AL
Shown actual size, 11.4 mm 	SGD-7/350-DY11	350	6.50 (0.256)	3.10 (0.122)	11.40 (0.449)	8.40 (0.331)	15	L	ST
	SGD-7/350-DY13	350	6.50 (0.256)	3.10 (0.122)	11.40 (0.449)	8.40 (0.331)	40	L	AL
	SGD-7/350-DY41	350	6.50 (0.256)	3.10 (0.122)	11.40 (0.449)	8.40 (0.331)	15	SP	ST
	SGD-7/350-DY43	350	6.50 (0.256)	3.10 (0.122)	11.40 (0.449)	8.40 (0.331)	40	SP	AL

† For dimensions key, visit us online

* Maximum permitted bridge energizing voltage (Vrms). ** For accessory terminal pads, visit us online

Ordering Example: SGD-2/350-DY43, 350 Ω nominal-resistance strain gage.

