


AMPLIFIED FLUSH DIAPHRAGM TRANSDUCER

1/2-20 UNF THREAD



0.5 to 10.5 Vdc Output
0-500 to 0-6000 psi
0-35 to 0-400 bar

1 bar = 14.5 psi
 1 kg/cm² = 14.22 psi
 1 atmosphere = 14.7 psi = 29.93 inHg = 760.2 mmHg = 1.014 bar



PX101V1-500G10V, shown actual size.

PX101 Series

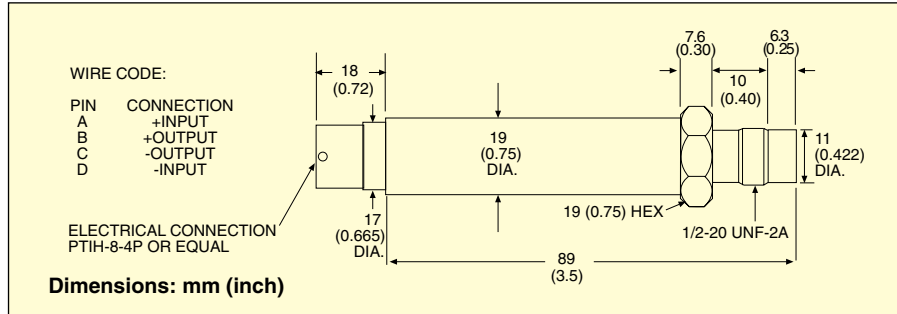


- ✓ All Stainless Steel
- ✓ Amplified Voltage Output
- ✓ Small Flush Diaphragm for Hard-to-Measure Fluids
- ✓ Ideal for Tank and Industrial Applications

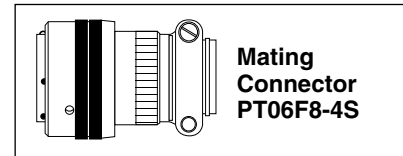
Omega's PX101 Series voltage output transducers feature a rugged all stainless steel case and a high-reliability 10V amplified output. They are designed for use in critical applications in wastewater management, chemical manufacturing, water processing, and industrial applications where a non-plugging flush diaphragm is needed.

SPECIFICATIONS

Excitation: 16 to 30 Vdc
Output: 0.5 to 10.5 Vdc
Zero Balance: 0.5V ±0.1V
Accuracy: ±0.5% linearity, hysteresis and repeatability combined
Sensing Element: 4-active-arm bridge with hermetically sealed thick film strain gages
Operating Temperature Range: -54 to 93°C (-65 to 200°F)
Compensated Temperature Range: 16 to 71°C (60 to 160°F)
Thermal Effects:
 Span: 0.01% rdg/°F
 Zero: 0.01% FS/°F
Proof Pressure: 150% of rated capacity
Burst Pressure: 300% of rated capacity



Wetted Parts: 17-4 PH stainless steel
Pressure Port: Flush diaphragm
Electrical Connection: PTIH-8-4P (or equal)
Optional: 3 m (10') 4-conductor shielded cable—specify model: PX101V0, same price
Mating Connector: PT06F8-4S (sold separately)



To Order			
RANGE	MODEL NO.	COMPATIBLE METERS*	
ABSOLUTE PRESSURE (All Ranges Available in Absolute Pressure)			
0 to 500 psi	0 to 34.5 bar	PX101V1-500A10V	DP41-E, DP25B-E, DP24-E
0 to 1000 psi	0 to 68.9 bar	PX101V1-1KA10V	DP41-E, DP25B-E, DP24-E
0 to 2000 psi	0 to 138 bar	PX101V1-2KA10V	DP41-E, DP25B-E, DP24-E
0 to 3000 psi	0 to 207 bar	PX101V1-3KA10V	DP41-E, DP25B-E, DP24-E
0 to 5000 psi	0 to 345 bar	PX101V1-5KA10V	DP41-E, DP25B-E, DP24-E
0 to 6000 psi	0 to 414 bar	PX101V1-6KA10V	DP41-E, DP25B-E, DP24-E
GAGE PRESSURE (All Ranges Also Available in Sealed Gage Pressure)			
0 to 500 psi	0 to 34.5 bar	PX101V1-500G10V	DP41-E, DP25B-E, DP24-E
0 to 1000 psi	0 to 68.9 bar	PX101V1-1KG10V	DP41-E, DP25B-E, DP24-E
0 to 2000 psi	0 to 138 bar	PX101V1-2KG10V	DP41-E, DP25B-E, DP24-E
0 to 3000 psi	0 to 207 bar	PX101V1-3KG10V	DP41-E, DP25B-E, DP24-E
0 to 5000 psi	0 to 345 bar	PX101V1-5KG10V	DP41-E, DP25B-E, DP24-E
0 to 6000 psi	0 to 414 bar	PX101V1-6KG10V	DP41-E, DP25B-E, DP24-E

Comes complete with 5-point NIST-traceable calibration.
 * Visit us online for compatible meters. Metric ranges available – consult Engineering.
 To order sealed gage pressure transducers, replace “G” in model number with “S” (no extra charge).
Ordering Examples: PX101V1-500G10V, 500 psi gage pressure transducer.
 PX101V1-500A10V, 500 psi absolute pressure transducer.
 PX101V1-2KS10V, 2000 psi sealed gage pressure transducer.

MODEL NO.	DESCRIPTION
PT06F8-4S	Mating connector for PX101V1 series transducers