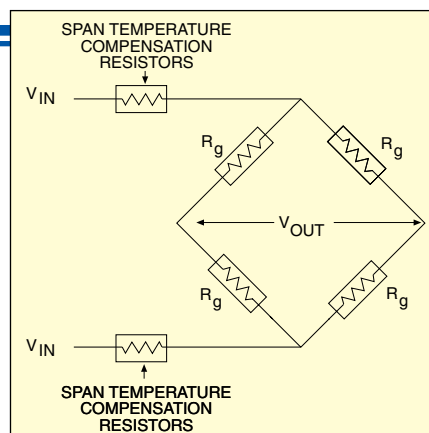


SPAN TEMPERATURE-COMPENSATION RESISTOR


SGN-2/20-E
Pkg of 5

SPECIFICATIONS

Foil Measuring Grid:
Nickel foil 5 microns thick
Carrier: Polyimide
Substrate Thickness: 20 microns
Cover Thickness: 25 microns
Tolerance in Ω : $\pm 1 \Omega$
Temp Coefficient of Resistance:
0.6%/°C (0.34%/°F)
Temperature Range: 0 to 100°C (32 to 212°F)



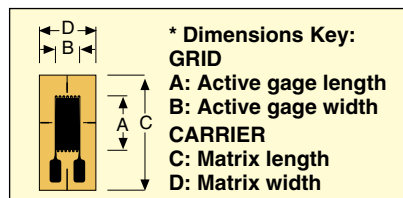
To Order

TEMPERATURE COMPENSATED RESISTORS ENCAPSULATED	MODEL NO.	NOMINAL RESISTANCE (Ω)	DIMENSIONS mm (inch)*			
			GRID		CARRIER	
			A	B	C	D
 <p>Typical resistor pattern.</p>	SGN-2/20-E	20	1.9 (0.075)	3 (0.118)	4.8 (0.189)	4 (0.157)
	SGN-2/25-E	25	1.9 (0.075)	3 (0.118)	4.8 (0.189)	4 (0.157)
	SGN-2/30-E	30	1.9 (0.075)	3 (0.118)	4.8 (0.189)	4 (0.157)
	SGN-3/10-E	10	3.2 (0.126)	3.2 (0.126)	8.6 (0.339)	5.2 (0.205)
	SGN-3/12-E	12	3.2 (0.126)	3.2 (0.126)	8.6 (0.339)	5.2 (0.205)
	SGN-3/34-E	34	3 (0.118)	3.2 (0.126)	7.3 (0.287)	4.8 (0.189)
	SGN-3/36-E	36	3 (0.118)	3.2 (0.126)	7.3 (0.287)	4.8 (0.189)
	SGN-4/14-E	14	4 (0.157)	3.2 (0.126)	8.8 (0.346)	4.8 (0.189)
	SGN-4/16-E	16	4 (0.157)	3.2 (0.126)	8.8 (0.346)	4.8 (0.189)
	SGN-4/20-E	20	4 (0.157)	3.2 (0.126)	8.8 (0.346)	4.8 (0.189)
	SGN-4/24-E	24	4 (0.157)	3.2 (0.126)	8.8 (0.346)	4.8 (0.189)
	SGN-4/28-E	28	4 (0.157)	3.2 (0.126)	8.8 (0.346)	4.8 (0.189)
	SGN-4/30-E	30	4 (0.157)	3.2 (0.126)	8.8 (0.346)	4.8 (0.189)
	SGN-4/32-E	32	4 (0.157)	3.2 (0.126)	8.8 (0.346)	4.8 (0.189)
	SGN-4/48-E	48	4 (0.157)	3.2 (0.126)	8.8 (0.346)	4.8 (0.189)
SGN-4/60-E	60	4 (0.157)	3.2 (0.126)	8.8 (0.346)	4.8 (0.189)	

DISCOUNT SCHEDULE

1 to 10 pkgs	Net
11 to 24 pkgs5%
25 to 49 pkgs	10%
50 and up and OEM . . .	Consult Factory


*Note: For strain gage accessories, visit us online.
Ordering Example: SGN-4/28-E, 28 Ω nominal-resistance span temperature-compensation resistor.*



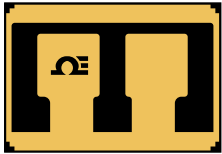
SPAN TEMPERATURE-COMPENSATION, BRIDGE-BALANCING, AND ZERO TEMPERATURE-COMPENSATION RESISTORS

SPECIFICATIONS	RES-C	RES-N
Foil Measuring Grid	Constantan foil 5 microns thick	Nickel foil 5 microns thick
Carrier	Polyimide	Polyimide
Substrate Thickness	20 microns	20 microns
Tolerance in Ω	$\pm 1 \Omega$	$\pm 1 \Omega$
Temp Coefficient of Resistance	—	0.6%/°C (0.34%/°F)
Temperature Range	-75 to 200°C (-100 to 392°F)	0 to 100°C (32 to 212°F)

To Order

TEMPERATURE COMPENSATED RESISTORS OPEN FACE	MODEL NO.	NOMINAL RESISTANCE (Ω)	DIMENSIONS mm (inch)*			
			GRID		CARRIER	
			A	B	C	D
 <p>Typical resistor pattern.</p>	SGN-2/20-PN	20	1.9 (0.075)	3 (0.118)	4.8 (0.189)	4 (0.157)
	SGN-2/25-PN	25	1.9 (0.075)	3 (0.118)	4.8 (0.189)	4 (0.157)
	SGN-2/30-PN	30	1.9 (0.075)	3 (0.118)	4.8 (0.189)	4 (0.157)
	SGN-3/10-PN	10	3.2 (0.126)	3.2 (0.126)	8.6 (0.339)	5.2 (0.205)
	SGN-3/12-PN	12	3.2 (0.126)	3.2 (0.126)	8.6 (0.339)	5.2 (0.205)
	SGN-3/34-PN	34	3 (0.118)	3.2 (0.126)	7.3 (0.287)	4.8 (0.189)
	SGN-3/36-PN	36	3 (0.118)	3.2 (0.126)	7.3 (0.287)	4.8 (0.189)
	SGN-4/14-PN	16	4 (0.157)	3.2 (0.126)	8.8 (0.346)	4.8 (0.189)
	SGN-4/16-PN	16	4 (0.157)	3.2 (0.126)	8.8 (0.346)	4.8 (0.189)
	SGN-4/20-PN	20	4 (0.157)	3.2 (0.126)	8.8 (0.346)	4.8 (0.189)
	SGN-4/24-PN	24	4 (0.157)	3.2 (0.126)	8.8 (0.346)	4.8 (0.189)
	SGN-4/28-PN	28	4 (0.157)	3.2 (0.126)	8.8 (0.346)	4.8 (0.189)
	SGN-4/30-PN	30	4 (0.157)	3.2 (0.126)	8.8 (0.346)	4.8 (0.189)
	SGN-4/32-PN	32	4 (0.157)	3.2 (0.126)	8.8 (0.346)	4.8 (0.189)
	SGN-4/48-PN	48	4 (0.157)	3.2 (0.126)	8.8 (0.346)	4.8 (0.189)
SGN-4/60-PN	60	4 (0.157)	3.2 (0.126)	8.8 (0.346)	4.8 (0.189)	

BRIDGE-BALANCING AND ZERO TEMPERATURE-COMPENSATION RESISTORS

	RES-2C	2	3.4 (0.134)	6.3 (0.248)	4.6 (0.181)	6.7 (0.264)
	RES-5C	5	3.4 (0.134)	6.3 (0.248)	4.6 (0.181)	6.7 (0.264)
	RES-2N	2	3.4 (0.134)	6.3 (0.248)	4.6 (0.181)	6.7 (0.264)
	RES-5N	5	3.4 (0.134)	6.3 (0.248)	4.6 (0.181)	6.7 (0.264)

DISCOUNT SCHEDULE

1 to 10 pkgs	Net
11 to 24 pkgs	5%
25 to 49 pkgs	10%
50 and up and OEM. . .	Consult Factory

* For dimensions key, visit us online.

Note: For strain gage accessories, visit us online.

Ordering Example: SGN-4/28-PN, 28 Ω nominal-resistance span temperature-compensation resistor.

