

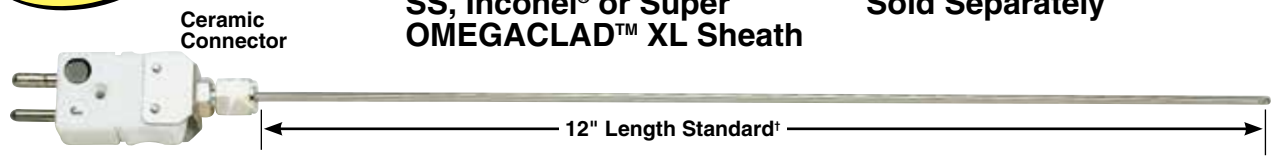
High Temperature Quick Disconnect Thermocouples

Standard Dimensions



Available!
Type-N with
Inconel Sheath
Consult Sales

- ✓ Features SHX or NHX Type Ceramic Connector Rated to 650°C (1200°F)
- ✓ 304, 310, 316, 321 SS, Inconel® or Super OMEGA CLAD™ XL Sheath
- ✓ Tube Clamp Included for Extra Strength for Standard Size
- ✓ Mating Connector Sold Separately



Standard Dimension, Standard Size

To Order				
Alloy/ANSI Color Code	Sheath Diameter	Model Number Grounded Junction	Model Number Ungrounded Junction	Model Number Exposed Junction
IRON-CONSTANTAN 304 SS SHEATH J	1/16"	ICSS-116G-12-NHX	ICSS-116U-12-NHX	ICSS-116E-12-NHX
	1/8"	ICSS-18G-12-NHX	ICSS-18U-12-NHX	ICSS-18E-12-NHX
	3/16"	ICSS-316G-12-NHX	ICSS-316U-12-NHX	ICSS-316E-12-NHX
	1/4"	ICSS-14G-12-NHX	ICSS-14U-12-NHX	ICSS-14E-12-NHX
CHROMEGLA™* ALOMEGA™ 304 SS SHEATH K	1/16"	CASS-116G-12-NHX	CASS-116U-12-NHX	CASS-116E-12-NHX
	1/8"	CASS-18G-12-NHX	CASS-18U-12-NHX	CASS-18E-12-NHX
	3/16"	CASS-316G-12-NHX	CASS-316U-12-NHX	CASS-316E-12-NHX
	1/4"	CASS-14G-12-NHX	CASS-14U-12-NHX	CASS-14E-12-NHX
CHROMEGLA™-CONSTANTAN 304 SS SHEATH E	1/16"	CXSS-116G-12-NHX	CXSS-116U-12-NHX	CXSS-116E-12-NHX
	1/8"	CXSS-18G-12-NHX	CXSS-18U-12-NHX	CXSS-18E-12-NHX
	3/16"	CXSS-316G-12-NHX	CXSS-316U-12-NHX	CXSS-316E-12-NHX
	1/4"	CXSS-14G-12-NHX	CXSS-14U-12-NHX	CXSS-14E-12-NHX
COPPER-CONSTANTAN 304 SS SHEATH T	1/16"	CPSS-116G-12-NHX	CPSS-116U-12-NHX	CPSS-116E-12-NHX
	1/8"	CPSS-18G-12-NHX	CPSS-18U-12-NHX	CPSS-18E-12-NHX
	3/16"	CPSS-316G-12-NHX	CPSS-316U-12-NHX	CPSS-316E-12-NHX
	1/4"	CPSS-14G-12-NHX	CPSS-14U-12-NHX	CPSS-14E-12-NHX

All products shown smaller than actual size.

Visit us online for compression fittings



Standard Dimension, Miniature Size

Alloy/ANSI Color Code	Sheath Diameter inches	Model Number Grounded Junction	Model Number Ungrounded Junction	Model Number Exposed Junction
IRON-CONSTANTAN 304 SS Sheath J	0.010**	SICSS-010G-6-SHX	SICSS-010U-6-SHX	SICSS-010E-6-SHX
	0.020"	SICSS-020G-6-SHX	SICSS-020U-6-SHX	SICSS-020E-6-SHX
	0.032"	SICSS-032G-6-SHX	SICSS-032U-6-SHX	SICSS-032E-6-SHX
	0.040"	SICSS-040G-6-SHX	SICSS-040U-6-SHX	SICSS-040E-6-SHX
	0.062"	SICSS-062G-6-SHX	SICSS-062U-6-SHX	SICSS-062E-6-SHX
	0.125"	SICSS-125G-6-SHX	SICSS-125U-6-SHX	SICSS-125E-6-SHX
CHROMEGLA™* ALOMEGA™ 304 SS Sheath K	0.010**	SCASS-010G-6-SHX	SCASS-010U-6-SHX	SCASS-010E-6-SHX
	0.020"	SCASS-020G-6-SHX	SCASS-020U-6-SHX	SCASS-020E-6-SHX
	0.032"	SCASS-032G-6-SHX	SCASS-032U-6-SHX	SCASS-032E-6-SHX
	0.040"	SCASS-040G-6-SHX	SCASS-040U-6-SHX	SCASS-040E-6-SHX
	0.062"	SCASS-062G-6-SHX	SCASS-062U-6-SHX	SCASS-062E-6-SHX
	0.125"	SCASS-125G-6-SHX	SCASS-125U-6-SHX	SCASS-125E-6-SHX
CHROMEGLA™-CONSTANTAN 304 SS Sheath E	0.010**	SCXSS-010G-6-SHX	SCXSS-010U-6-SHX	SCXSS-010E-6-SHX
	0.020"	SCXSS-020G-6-SHX	SCXSS-020U-6-SHX	SCXSS-020E-6-SHX
	0.032"	SCXSS-032G-6-SHX	SCXSS-032U-6-SHX	SCXSS-032E-6-SHX
	0.040"	SCXSS-040G-6-SHX	SCXSS-040U-6-SHX	SCXSS-040E-6-SHX
	0.062"	SCXSS-062G-6-SHX	SCXSS-062U-6-SHX	SCXSS-062E-6-SHX
	0.125"	SCXSS-125G-6-SHX	SCXSS-125U-6-SHX	SCXSS-125E-6-SHX
COPPER-CONSTANTAN 304 SS Sheath T	0.020"	SCPSS-020G-6-SHX	SCPSS-020U-6-SHX	SCPSS-020E-6-SHX
	0.032"	SCPSS-032G-6-SHX	SCPSS-032U-6-SHX	SCPSS-032E-6-SHX
	0.040"	SCPSS-040G-6-SHX	SCPSS-040U-6-SHX	SCPSS-040E-6-SHX
	0.062"	SCPSS-062G-6-SHX	SCPSS-062U-6-SHX	SCPSS-062E-6-SHX
	0.125"	SCPSS-125G-6-SHX	SCPSS-125U-6-SHX	SCPSS-125E-6-SHX

† Other lengths available, consult Sales department. **Note:** Inconel® sheath not available in 0.010" OD with Type T.
* 0.010" OD sheath probes are assembled with cable clamp.

To order with 310 SS, 316 SS or 321 SS sheath, change "SS" in model number to "310SS", "316SS" or "321SS" respectively. No additional cost.

To order with Inconel 600 sheath, change "SS" in model number to "IN". No additional cost.

To Order Super OMEGA CLAD™ XL, change "SS" to "XL" and add additional cost of Inconel 6" and 12" probes.

Ordering Examples: CASS-18G-12-NHX, high temperature quick disconnect probe, Type K, 304 SS sheath, 1/8" OD, grounded junction, 12" length.
SCASS-062U-6-SHX, high temperature miniature quick disconnect probe, Type K, 321SS sheath, 0.062" OD, ungrounded junction, 6" long.

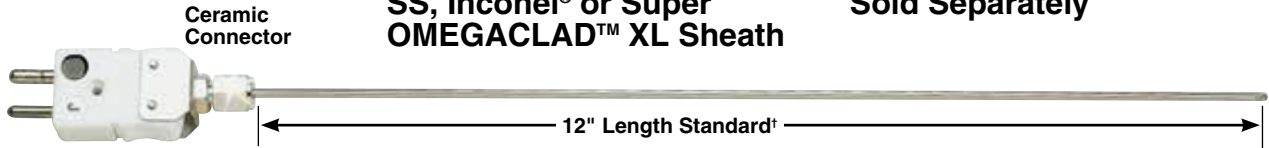
High Temperature Quick Disconnect Thermocouples

Metric Dimensions



Available!
Type-N with
Inconel Sheath
Consult Sales

- ✓ Features SHX or NHX Type Ceramic Connector Rated to 650°C (1200°F)
- ✓ 304, 310, 316, 321 SS, Inconel® or Super OMEGA XL Sheath
- ✓ Tube Clamp Included for Extra Strength for Standard Size
- ✓ Mating Connector Sold Separately

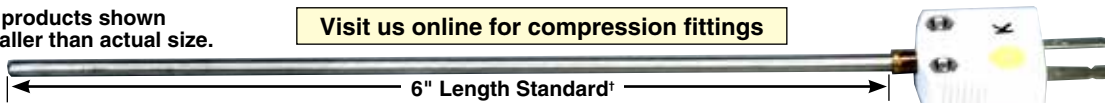


Metric Dimension, Standard Size

To Order				
Alloy/ANSI Color Code	Sheath Diameter inches	Model Number Grounded Junction	Model Number Ungrounded Junction	Model Number Exposed Junction
IRON-CONSTANTAN 304 SS SHEATH J	1.5	ICSS-M15G-300-NHX	ICSS-M15U-300-NHX	ICSS-M15E-300-NHX
	3.0	ICSS-M30G-300-NHX	ICSS-M30U-300-NHX	ICSS-M30E-300-NHX
	4.5	ICSS-M45G-300-NHX	ICSS-M45U-300-NHX	ICSS-M45E-300-NHX
	6.0	ICSS-M60G-300-NHX	ICSS-M60U-300-NHX	ICSS-M60E-300-NHX
CHROMEGLA™-ALOMEGA™* 304 SS SHEATH K	1.5	CASS-M15G-300-NHX	CASS-M15U-300-NHX	CASS-M15E-300-NHX
	3.0	CASS-M30G-300-NHX	CASS-M30U-300-NHX	CASS-M30E-300-NHX
	4.5	CASS-M45G-300-NHX	CASS-M45U-300-NHX	CASS-M45E-300-NHX
	6.0	CASS-M60G-12-NHX	CASS-M60U-300-NHX	CASS-M60E-300-NHX
CHROMEGLA™-CONSTANTAN 304 SS SHEATH E	1.5	CXSS-M15G-300-NHX	CXSS-M15U-300-NHX	CXSS-M15E-300-NHX
	3.0	CXSS-M30G-300-NHX	CXSS-M30U-300-NHX	CXSS-M30E-300-NHX
	4.5	CXSS-M45G-300-NHX	CXSS-M45U-300-NHX	CXSS-M45E-300-NHX
	6.0	CXSS-M60G-300-NHX	CXSS-M60U-300-NHX	CXSS-M60E-300-NHX
COPPER-CONSTANTAN 304 SS SHEATH T	1.5	CPSS-M15G-300-NHX	CPSS-M15U-300-NHX	CPSS-M15E-300-NHX
	3.0	CPSS-M30G-300-NHX	CPSS-M30U-300-NHX	CPSS-M30E-300-NHX
	4.5	CPSS-M45G-300-NHX	CPSS-M45U-300-NHX	CPSS-M45E-300-NHX
	6.0	CPSS-M60G-300-NHX	CPSS-M60U-300-NHX	CPSS-M60E-300-NHX

All products shown smaller than actual size.

Visit us online for compression fittings



Metric Dimension, Miniature Size

Alloy/ANSI Color Code	Sheath Diameter inches	Model Number Grounded Junction	Model Number Ungrounded Junction	Model Number Exposed Junction
IRON-CONSTANTAN 304 SS Sheath J	0.25*	SICSS-M025G-150-SHX	SICSS-M025U-150-SHX	SICSS-M025E-150-SHX
	0.50	SICSS-M050G-150-SHX	SICSS-M050U-150-SHX	SICSS-M050E-150-SHX
	0.75	SICSS-M075G-150-SHX	SICSS-M075U-150-SHX	SICSS-M075E-150-SHX
	1.0	SICSS-M100G-150-SHX	SICSS-M100U-150-SHX	SICSS-M100E-150-SHX
	1.5	SICSS-M150G-150-SHX	SICSS-M150U-150-SHX	SICSS-M150E-150-SHX
	3.0	SICSS-M300G-150-SHX	SICSS-M300U-150-SHX	SICSS-M300E-150-SHX
CHROMEGLA™-ALOMEGA™* 304 SS Sheath K	0.25*	SCASS-M025G-150-SHX	SCASS-M025U-150-SHX	SCASS-M025E-150-SHX
	0.50	SCASS-M050G-150-SHX	SCASS-M050U-150-SHX	SCASS-M050E-150-SHX
	0.75	SCASS-M075G-150-SHX	SCASS-M075U-150-SHX	SCASS-M075E-150-SHX
	1.0	SCASS-M100G-150-SHX	SCASS-M100U-150-SHX	SCASS-M100E-150-SHX
	1.5	SCASS-M150G-150-SHX	SCASS-M150U-150-SHX	SCASS-M150E-150-SHX
	3.0	SCASS-M300G-150-SHX	SCASS-M300U-150-SHX	SCASS-M300E-150-SHX
CHROMEGLA™-CONSTANTAN 304 SS Sheath E	0.25*	SCXSS-M025G-150-SHX	SCXSS-M025U-150-SHX	SCXSS-M025E-150-SHX
	0.50	SCXSS-M050G-150-SHX	SCXSS-M050U-150-SHX	SCXSS-M050E-150-SHX
	0.75	SCXSS-M075G-150-SHX	SCXSS-M075U-150-SHX	SCXSS-M075E-150-SHX
	1.0	SCXSS-M100G-150-SHX	SCXSS-M100U-150-SHX	SCXSS-M100E-150-SHX
	1.5	SCXSS-M150G-150-SHX	SCXSS-M150U-150-SHX	SCXSS-M150E-150-SHX
	3.0	SCXSS-M300G-150-SHX	SCXSS-M300U-150-SHX	SCXSS-M300E-150-SHX
COPPER-CONSTANTAN 304 SS Sheath T	0.50	SCPSS-M050G-150-SHX	SCPSS-M050U-150-SHX	SCPSS-M050E-150-SHX
	0.75	SCPSS-M075G-150-SHX	SCPSS-M075U-150-SHX	SCPSS-M075E-150-SHX
	1.0	SCPSS-M100G-150-SHX	SCPSS-M100U-150-SHX	SCPSS-M100E-150-SHX
	1.5	SCPSS-M150G-150-SHX	SCPSS-M150U-150-SHX	SCPSS-M150E-150-SHX
	3.0	SCPSS-M300G-150-SHX	SCPSS-M300U-150-SHX	SCPSS-M300E-150-SHX

† Other lengths available, consult Sales Department. Note: Inconel sheath not available in 0.25 mm OD with Type T.

* 0.25 mm OD sheath probes are assembled with cable clamp.

To order with 310 SS, 316 SS or 321 SS sheath, change "SS" in model number to "310SS", "316SS" or "321SS" respectively. No add'l cost.

To order with Inconel 600 sheath, change "SS" in model number to "IN". No additional cost.

To Order Super OMEGA XL change "SS" to "XL" for additional cost to price of Inconel 150 and 300 mm probes.

Ordering Examples: CASS-M300G-300-NHX, high temperature quick disconnect probe, Type K, 304 SS sheath, 3 mm OD, grounded junction, 300 mm length. SCASS-M150U-150-SHX, high temperature miniature quick disconnect probe, Type K, 321SS sheath, 1.5 mm OD, ungrounded junction, 150 mm long.

Standard, Standard Size

Alloy/ANSI Color Code	Grounded Junction Model No.	Ungrounded Junction Model No.	Exposed Junction Model No.	Mating Connector Model No.	Cable Clamp Model No.	Safety Clip Model No.
IRON-CONSTANTAN 304 SS Sheath J	ICSS-116G-12-NHX ICSS-18G-12-NHX ICSS-316G-12-NHX ICSS-14G-12-NHX	ICSS-116U-12-NHX ICSS-18U-12-NHX ICSS-316U-12-NHX ICSS-14U-12-NHX	ICSS-116E-12-NHX ICSS-18E-12-NHX ICSS-316E-12-NHX ICSS-14E-12-NHX	NHX-J-F	PCLM-NHX	HTCL
CHROMEGLA™_* ALOMEGA™ 304 SS Sheath K	CASS-116G-12-NHX CASS-18G-12-NHX CASS-316G-12-NHX CASS-14G-12-NHX	CASS-116U-12-NHX CASS-18U-12-NHX CASS-316U-12-NHX CASS-14U-12-NHX	CASS-116E-12-NHX CASS-18E-12-NHX CASS-316E-12-NHX CASS-14E-12-NHX	NHX-K-F		
CHROMEGLA™_ CONSTANTAN 304 SS Sheath E	CXSS-116G-12-NHX CXSS-18G-12-NHX CXSS-316G-12-NHX CXSS-14G-12-NHX	CXSS-116U-12-NHX CXSS-18U-12-NHX CXSS-316U-12-NHX CXSS-14U-12-NHX	CXSS-116E-12-NHX CXSS-18E-12-NHX CXSS-316E-12-NHX CXSS-14E-12-NHX	NHX-E-F		
COPPER-CONSTANTAN 304 SS Sheath T	CPSS-116G-12-NHX CPSS-18G-12-NHX CPSS-316G-12-NHX CPSS-14G-12-NHX	CPSS-116U-12-NHX CPSS-18U-12-NHX CPSS-316U-12-NHX CPSS-14U-12-NHX	CPSS-116E-12-NHX CPSS-18E-12-NHX CPSS-316E-12-NHX CPSS-14E-12-NHX	NHX-T-F		

Standard, Miniature Size

Alloy/ANSI Color Code	Grounded Junction Model No.	Ungrounded Junction Model No.	Exposed Junction Model No.	Mating Connector Model No.	Cable Clamp Model No.
IRON-CONSTANTAN 304 SS Sheath J	SICSS-010G-6-SHX SICSS-020G-6-SHX SICSS-032G-6-SHX SICSS-040G-6-SHX SICSS-062G-6-SHX SICSS-125G-6-SHX	SICSS-010U-6-SHX SICSS-020U-6-SHX SICSS-032U-6-SHX SICSS-040U-6-SHX SICSS-062U-6-SHX SICSS-125U-6-SHX	SICSS-010E-6-SHX SICSS-020E-6-SHX SICSS-032E-6-SHX SICSS-040E-6-SHX SICSS-062E-6-SHX SICSS-125E-6-SHX	SHX-J-F	PCLM-SHX
CHROMEGLA™_* ALOMEGA™ 304 SS Sheath K	SCASS-010G-6-SHX SCASS-020G-6-SHX SCASS-032G-6-SHX SCASS-040G-6-SHX SCASS-062G-6-SHX SCASS-125G-6-SHX	SCASS-010U-6-SHX SCASS-020U-6-SHX SCASS-032U-6-SHX SCASS-040U-6-SHX SCASS-062U-6-SHX SCASS-125U-6-SHX	SCASS-010E-6-SHX SCASS-020E-6-SHX SCASS-032E-6-SHX SCASS-040E-6-SHX SCASS-062E-6-SHX SCASS-125E-6-SHX	SHX-K-F	
CHROMEGLA™_ CONSTANTAN 304 SS Sheath E	SCXSS-010G-6-SHX SCXSS-020G-6-SHX SCXSS-032G-6-SHX SCXSS-040G-6-SHX SCXSS-062G-6-SHX SCXSS-125G-6-SHX	SCXSS-010U-6-SHX SCXSS-020U-6-SHX SCXSS-032U-6-SHX SCXSS-040U-6-SHX SCXSS-062U-6-SHX SCXSS-125U-6-SHX	SCXSS-010E-6-SHX SCXSS-020E-6-SHX SCXSS-032E-6-SHX SCXSS-040E-6-SHX SCXSS-062E-6-SHX SCXSS-125E-6-SHX	SHX-E-F	
COPPER-CONSTANTAN 304 SS Sheath T	SCPSS-020G-6-SHX SCPSS-032G-6-SHX SCPSS-040G-6-SHX SCPSS-062G-6-SHX SCPSS-125G-6-SHX	SCPSS-020U-6-SHX SCPSS-032U-6-SHX SCPSS-040U-6-SHX SCPSS-062U-6-SHX SCPSS-125U-6-SHX	SCPSS-020E-6-SHX SCPSS-032E-6-SHX SCPSS-040E-6-SHX SCPSS-062E-6-SHX SCPSS-125E-6-SHX	SHX-T-F	

All Accessories Sold Separately.

* 0.010" OD sheath probes are assembled with cable clamp.

Metric, Standard Size

Alloy/ANSI Color Code	Grounded Junction Model No.	Ungrounded Junction Model No.	Exposed Junction Model No.	Mating Connector Model No.	Cable Clamp Model No.	Safety Clip Model No.
IRON-CONSTANTAN 304 SS Sheath J	ICSS-M15G-300-NHX ICSS-M30G-300-NHX ICSS-M45G-300-NHX ICSS-M60G-300-NHX	ICSS-M15U-300-NHX ICSS-M30U-300-NHX ICSS-M45U-300-NHX ICSS-M60U-300-NHX	ICSS-M15E-300-NHX ICSS-M30E-300-NHX ICSS-M45E-300-NHX ICSS-M60E-300-NHX	NHX-J-F	PCLM-NHX	HTCL
CHROMEGLA™* ALOMEGA™ 304 SS Sheath K	CASS-M15G-300-NHX CASS-M30G-300-NHX CASS-M45G-300-NHX CASS-M60G-12-NHX	CASS-M15U-300-NHX CASS-M30U-300-NHX CASS-M45U-300-NHX CASS-M60U-300-NHX	CASS-M15E-300-NHX CASS-M30E-300-NHX CASS-M45E-300-NHX CASS-M60E-300-NHX	NHX-K-F		
CHROMEGLA™ CONSTANTAN 304 SS Sheath E	CXSS-M15G-300-NHX CXSS-M30G-300-NHX CXSS-M45G-300-NHX CXSS-M60G-300-NHX	CXSS-M15U-300-NHX CXSS-M30U-300-NHX CXSS-M45U-300-NHX CXSS-M60U-300-NHX	CXSS-M15E-300-NHX CXSS-M30E-300-NHX CXSS-M45E-300-NHX CXSS-M60E-300-NHX	NHX-E-F		
COPPER-CONSTANTAN 304 SS Sheath T	CPSS-M15G-300-NHX CPSS-M30G-300-NHX CPSS-M45G-300-NHX CPSS-M60G-300-NHX	CPSS-M15U-300-NHX CPSS-M30U-300-NHX CPSS-M45U-300-NHX CPSS-M60U-300-NHX	CPSS-M15E-300-NHX CPSS-M30E-300-NHX CPSS-M45E-300-NHX CPSS-M60E-300-NHX	NHX-T-F		

Metric, Miniature Size

Alloy/ANSI Color Code	Grounded Junction Model No.	Ungrounded Junction Model No.	Exposed Junction Model No.	Mating Connector Model No.	Cable Clamp Model No.
IRON-CONSTANTAN 304 SS Sheath J	SICSS-M025G-150-SHX SICSS-M050G-150-SHX SICSS-M075G-150-SHX SICSS-M100G-150-SHX SICSS-M150G-150-SHX SICSS-M300G-150-SHX	SICSS-M025U-150-SHX SICSS-M050U-150-SHX SICSS-M075U-150-SHX SICSS-M100U-150-SHX SICSS-M150U-150-SHX SICSS-M300U-150-SHX	SICSS-M025E-150-SHX SICSS-M050E-150-SHX SICSS-M075E-150-SHX SICSS-M100E-150-SHX SICSS-M150E-150-SHX SICSS-M300E-150-SHX	SHX-J-F	PCLM-SHX
CHROMEGLA™* ALOMEGA™ 304 SS Sheath K	SCASS-M025G-150-SHX SCASS-M050G-150-SHX SCASS-M075G-150-SHX SCASS-M100G-150-SHX SCASS-M150G-150-SHX SCASS-M300G-150-SHX	SCASS-M025U-150-SHX SCASS-M050U-150-SHX SCASS-M075U-150-SHX SCASS-M100U-150-SHX SCASS-M150U-150-SHX SCASS-M300U-150-SHX	SCASS-M025E-150-SHX SCASS-M050E-150-SHX SCASS-M075E-150-SHX SCASS-M100E-150-SHX SCASS-M150E-150-SHX SCASS-M300E-150-SHX	SHX-K-F	
CHROMEGLA™ CONSTANTAN 304 SS Sheath E	SCXSS-M025G-150-SHX SCXSS-M050G-150-SHX SCXSS-M075G-150-SHX SCXSS-M100G-150-SHX SCXSS-M150G-150-SHX SCXSS-M300G-150-SHX	SCXSS-M025U-150-SHX SCXSS-M050U-150-SHX SCXSS-M075U-150-SHX SCXSS-M100U-150-SHX SCXSS-M150U-150-SHX SCXSS-M300U-150-SHX	SCXSS-M025E-150-SHX SCXSS-M050E-150-SHX SCXSS-M075E-150-SHX SCXSS-M100E-150-SHX SCXSS-M150E-150-SHX SCXSS-M300E-150-SHX	SHX-E-F	
COPPER-CONSTANTAN 304 SS Sheath T	SCPSS-M050G-150-SHX SCPSS-M075G-150-SHX SCPSS-M100G-150-SHX SCPSS-M150G-150-SHX SCPSS-M300G-150-SHX	SCPSS-M050U-150-SHX SCPSS-M075U-150-SHX SCPSS-M100U-150-SHX SCPSS-M150U-150-SHX SCPSS-M300U-150-SHX	SCPSS-M050E-150-SHX SCPSS-M075E-150-SHX SCPSS-M100E-150-SHX SCPSS-M150E-150-SHX SCPSS-M300E-150-SHX	SHX-T-F	

All Accessories Sold Separately.

* 0.25 mm OD sheath probes are assembled with cable clamp.