

Fully Integrated “Intelligent” Solid State Relays

AC/DC Input; 50, 75, 100 A, 660 Vac Output



SSRINT660DC50.

All models shown smaller than actual size.

SSRINT660DC75.

SSRINT660DC100.

SSRINT660 Series



- ✓ Integrated Heat Sink
- ✓ Built-In, Replaceable Semiconductor Fuse
- ✓ Automatic Shutdown on Overtemperature
- ✓ Mounts on DIN Rail or Panel
- ✓ Optically Isolated
- ✓ Safe to the Touch
- ✓ 1200 V Blocking Voltage
- ✓ 4000 V Isolation
- ✓ Zero Voltage Turn-On
- ✓ Built-In Snubber
- ✓ LED Indicator (Function and Alarm)

OMEGA's SSRINT Series “intelligent” solid state relays are fully integrated with heat sink and DIN rail mounting plate in a space to saving design. They are touch-safe with LED input indication. All units come with built-in, replaceable semiconductor fuses.

LED's indicate fuse failure. These “intelligent” relays automatically shut down when in over-temperature conditions. When returned to normal operating temperatures, the relay will turn back on. “Intelligent” relays are single pole, normally open devices, capable of millions of cycles of operation. Dual SCR's provide a high level of reliability. Switching takes place at the 0 voltage crossover point of the alternating current cycle. Because of this, no appreciable electrical noise

is generated, making SSR's ideal for environments where there are apparatuses susceptible to RFI. Although these relays have integrated heat sinks, SSR's should be located where the ambient temperature is relatively low, since the current switching rating is lowered as the temperature increases (see derating curves). Another SSR characteristic is a small leakage of current across the output when the relay is open. Because of this, a voltage will always exist on the load side of the device.

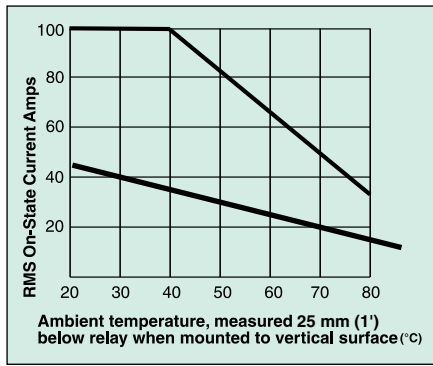
DC Control Specifications

Model Number	Line Voltage Range (Vac)	Load Current Range (Arms)	Min Control Voltage and Current Draw	Max Control Voltage and Current Draw	Release Voltage (Vdc)
SSRINT660DC50	48 to 660	0.05 to 50	4 Vdc/6 mA	28 Vdc/9 mA	1
SSRINT660DC75	48 to 660	0.05 to 75	4 Vdc/6 mA	28 Vdc/9 mA	1
SSRINT660DC100	48 to 660	0.05 to 100	4 Vdc/6 mA	28 Vdc/9 mA	1

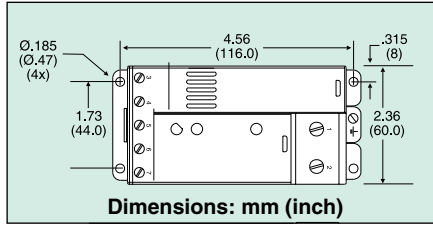
AC Control Specifications

Model Number	Line Voltage Range (Vac)	Load Current Range (Arms)	Min Control Voltage and Current Draw	Max Control Voltage and Current Draw	Release Voltage (Vac)
SSRINT660AC50	48 to 660	0.05 to 50	100 Vac/5 mA	280 Vac/15 mA	20
SSRINT660AC75	48 to 660	0.05 to 75	100 Vac/5 mA	280 Vac/15 mA	20
SSRINT660AC100	48 to 660	0.05 to 100	100 Vac/5 mA	280 Vac/15 mA	20

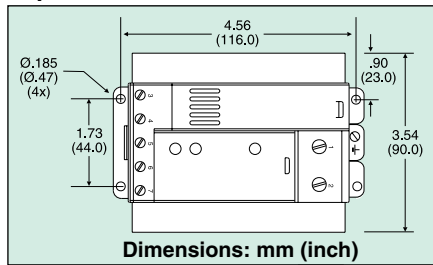
Derating Curve



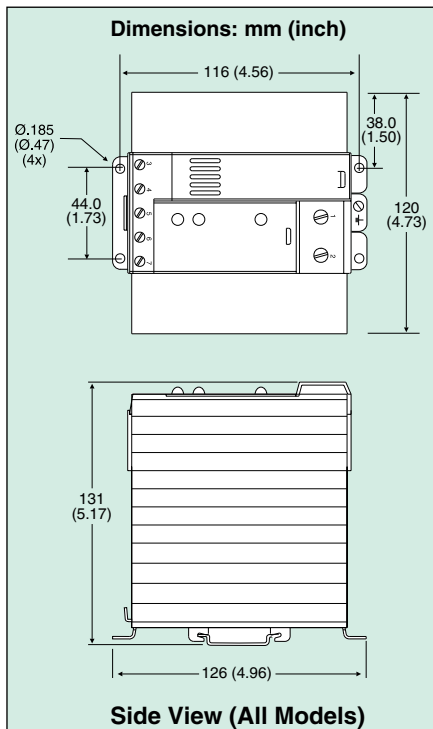
Top View 50 A



Top View 75 A



Top View 100 A



SSRINT660DC75.

SSRINT660DC50.



To Order

Model Number	Description	Nominal Rating
SSRINT660DC50	DC control signal (660 Vac line)	50 A
SSRINT660DC75		75 A
SSRINT660DC100		100 A
SSRINT660AC50	AV control signal (660 Vac line)	50 A
SSRINT660AC75		75 A
SSRINT660AC100		100 A
KAX-SEMI-100	Semiconductor	100 A

Comes with complete operator's manual.

Ordering Example: SSRINT660DC50, DC 50 A relay.

SSRINT660 Series Schematic

